

# COUNTY SERVICE AREA 53

## (Mosquito Abatement & Vector Control)

### Service and Sphere of Influence Review



Administrative Version (May 30, 2023)

Local Agency Formation Commission of Santa Cruz County

701 Ocean Street, Room 318-D Santa Cruz, CA 95060

Website: [www.santacruzlafco.org](http://www.santacruzlafco.org)

Phone: (831) 454-2055



# TABLE OF CONTENT

<b>EXECUTIVE SUMMARY</b> .....	<b>2</b>
Introduction .....	2
Countywide Jurisdictional & Sphere Boundaries.....	2
Key Findings.....	3
Recommended Actions .....	4
<b>DISTRICT OVERVIEW</b> .....	<b>6</b>
History .....	6
Services and Operations .....	6
Population and Growth .....	7
<b>FINANCES</b> .....	<b>8</b>
Revenues .....	9
Expenditures .....	10
Fund Balance / Net Position .....	10
<b>GOVERNANCE</b> .....	<b>12</b>
Local Accountability & Structure .....	13
Challenges and Opportunities .....	14
<b>SPHERE OF INFLUENCE</b> .....	<b>16</b>
Cortese-Knox-Hertzberg Act.....	16
Current & Proposed Sphere Boundary .....	16
<b>DISTRICT SUMMARY</b> .....	<b>18</b>
<b>SERVICE AND SPHERE REVIEW DETERMINATIONS</b> .....	<b>19</b>
Service Provision Determinations .....	19
Sphere of Influence Determinations.....	20
<b>APPENDICES</b> .....	<b>21</b>
Appendix A: 1992 Formation Resolution.....	21
Appendix B: 2005 Annexation Resolution .....	21
Appendix C: 2022 Annual Report .....	21

# EXECUTIVE SUMMARY

## Introduction

This Service and Sphere of Influence Review provides information about the services and boundaries of County Service Area 53, also known as the Santa Cruz County Mosquito Abatement and Vector Control. The report will be used by the Local Agency Formation Commission to conduct a statutorily required review and update process. The Cortese-Knox-Hertzberg Act requires that the Commission conduct periodic reviews and updates of Spheres of Influence for all cities and districts in Santa Cruz County (Government Code Section 56425). It also requires LAFCO to conduct a review of municipal services before adopting Sphere updates (Government Code Section 56430). CSA 53's last service review was adopted on December 5, 2018.

The municipal service review process does not require LAFCO to initiate changes of organization based on service review conclusions or findings; it only requires that LAFCO make determinations regarding the delivery of public services in accordance with the provisions of Government Code Section 56430. However, LAFCO, local agencies, and the public may subsequently use the determinations and related analysis to consider whether to pursue changes in service delivery, government organization, or spheres of influence.

Service and sphere reviews are informational documents and are generally exempt from environmental review. LAFCO staff has conducted an environmental review of the District's existing sphere of influence pursuant to the California Environmental Quality Act (CEQA) and determined that this report is exempt from CEQA. Such exemption is due to the fact that it can be seen with certainty that there is no possibility that the activity in question may have a significant effect on the environment (Section 15061[b][3]).

## Countywide Jurisdictional & Sphere Boundaries

CSA 53 was formed in 1992 in response to public demand for relief from mosquito pestilence. Upon formation, service delivery was limited to a 70-square mile area in South County, specifically Aptos, La Selva Beach, the City of Watsonville, and the Pajaro Valley. The total population within the original service area was estimated to be 85,000. In 2005, property owners approved the North County Mosquito and Disease Control Assessment that expanded the CSA's service area to the entire County, following city-supported annexations of Capitola, Santa Cruz, and Scotts Valley. The CSA now serves approximately 281,000 people within 445 square miles, as shown in **Figure 1** on page 5.

### Sphere Boundary

CSA 53's original sphere was adopted on December 9, 1992, as part of the formation action. The sphere was amended and increased on May 4, 2005, to reflect the countywide expansion. Since then, the sphere has remained coterminous with CSA 53's jurisdictional boundary. Staff is recommending that the sphere of influence be reaffirmed as part of this review.

## Key Findings

The following are key findings of the 2023 Service and Sphere of Influence Review for County Service Area 53 (Mosquito Abatement & Vector Control):

### 1. **CSA 53 provides services to the entire county.**

The CSA's service area encompasses the entire county (445 square miles). CSA 53 is charged with the responsibility of managing the abatement of breeding mosquito populations in order to provide residents and visitors with relief from the annoyances and potential diseases associated with mosquito bites. CSA 53's primary function is mosquito surveillance and control following Integrated Pest Management practices, which incorporates public education, biological control, breeding source reduction and the use of pesticides that have minimal impact on people, wildlife, and the environment. In addition to mosquito control, CSA 53 provides services related to other vectors such as tick surveillance and rodent exclusion inspections. In 2022, CSA 53 responded to over 500 requests for service. Over 60% of those requests were related to mosquito issues and rodent inspections.

### 2. **CSA 53 is financially stable at this time.**

The CSA has experienced two annual deficits over the past five years. Financial statements from Fiscal Years 2017 to 2022 indicate that the CSA ended the last three fiscal years with a surplus (FY 19-20 to FY 21-22). However, the CSA is also expecting to experience another deficit at the end of the current fiscal year (FY 22-23). Stagnant revenue is the primary reason why annual deficits affect CSA 53's financial performance as total expenses continue to rise. It is LAFCO's understanding that annual charges for services have remained virtually the same for the last six years. LAFCO staff projects that this negative trend may continue unless internal operations or budgetary practices improve.

### 3. **CSA 53 requires improvement in governmental transparency.**

State law now requires all independent special districts to maintain and operate a website by January 1, 2020. CSA 53 is a dependent special district, and therefore, not subject to this statutory requirement. However, CSA 53 provides an essential service to the entire county and should be as transparent as possible. Based on LAFCO's analysis, the CSA only met 2 out of the 20 transparency benchmarks evaluated in this service review. While CSA 53's website is rich with information on prevention and mitigation of various diseases and vectors, LAFCO's analysis shows a lack of transparency in CSA 53's governance. Thus, LAFCO staff encourages the CSA to improve its website and offer more information on how the district operates as a governmental entity.

### 4. **CSA 53's sphere of influence is coterminous with its jurisdictional limits.**

The Commission adopted CSA 53's original sphere of influence back in December 1992. The sphere boundary was amended in 2005 to reflect the countywide expansion of CSA 53. Today, the sphere boundary continues to be coterminous with CSA 53's service area. Staff is recommending that the current sphere boundary be reaffirmed as part of this review.

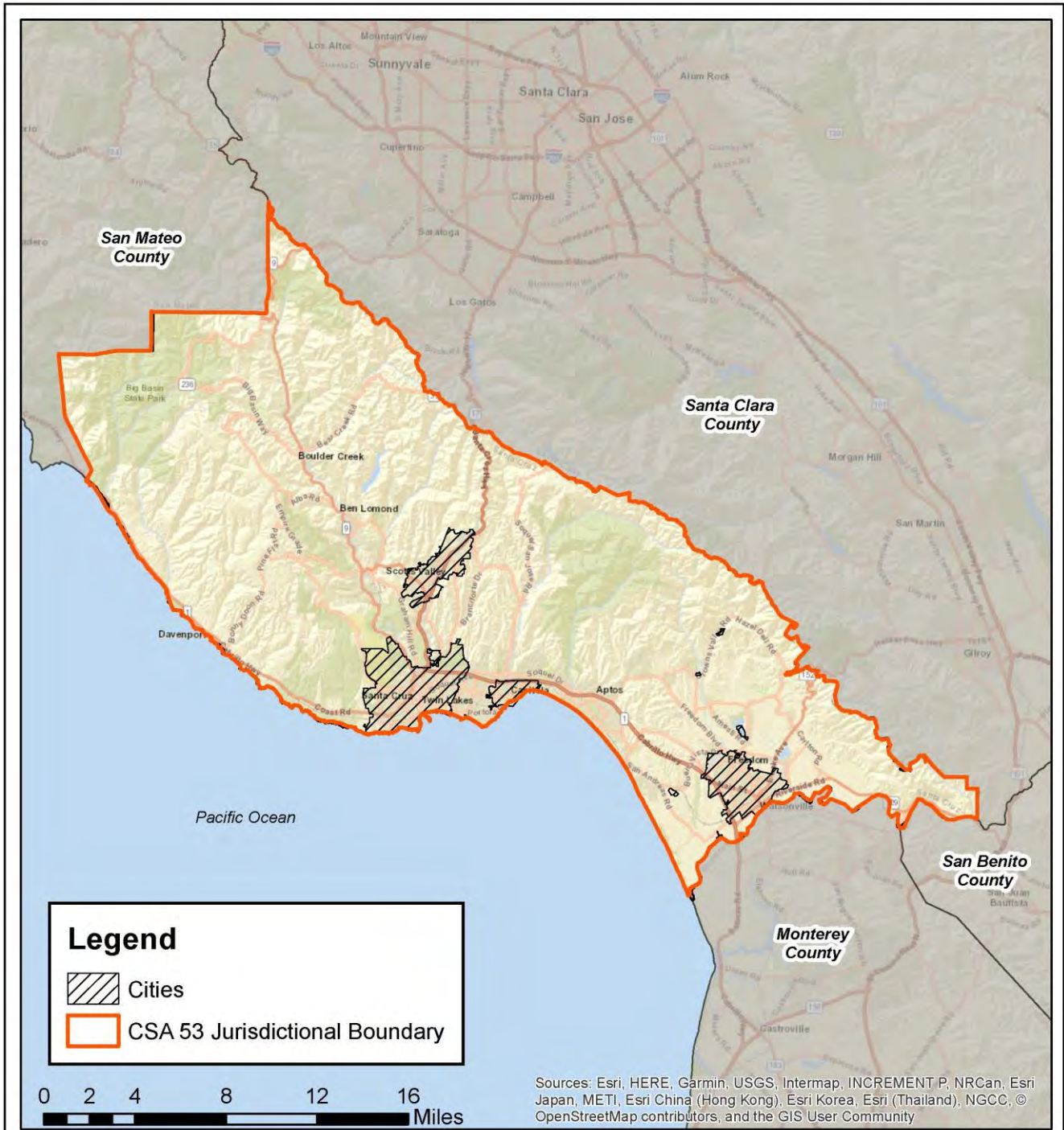
## Recommended Actions

Based on the analysis and findings in the 2023 Service and Sphere of Influence Review for County Service Area 53, the Executive Officer recommends that the Commission:

1. Find that pursuant to Section 15061(b)(3) of the State CEQA Guidelines, LAFCO determined that the sphere of influence review is not subject to the environmental impact evaluation process because it can be seen with certainty that there is no possibility that the activity in question may have a significant effect on the environment and the activity is not subject to CEQA;
2. Determine, pursuant to Government Code Section 56425, the Local Agency Formation Commission of Santa Cruz County is required to develop and determine a sphere of influence for County Service Area 53, and review and update, as necessary;
3. Determine, pursuant to Government Code Section 56430, the Local Agency Formation Commission of Santa Cruz County is required to conduct a service review before, or in conjunction with an action to establish or update a sphere of influence; and
4. Adopt a Resolution (LAFCO No. 2023-14) approving the 2023 Service and Sphere of Influence Review for County Service Area 53 with the following conditions:
  - a. Reaffirm CSA 53's current sphere of influence; and
  - b. Direct the Executive Officer to distribute a copy of the adopted service and sphere review to CSA 53 representatives and any other interested or affected parties, including but not limited to the County Agricultural Commissioner's Office and the four cities: Capitola, Santa Cruz, Scotts Valley, and Watsonville.



Figure 1: Vicinity Map



## County Service Area 53 Jurisdictional and Sphere Boundaries

CSA 53, also known as the Mosquito Abatement and Vector Control, was formed in 1992 and is a division of the County Agricultural Commissioner's Office. In 2005, CSA 53 was expanded to include the entire county.



Vicinity map created on 4/20/23

## DISTRICT OVERVIEW

### History

County Service Area 53 was formed on December 9, 1992, and originally served 70 square miles of land including communities such as Aptos and the City of Watsonville. **Appendix A** provides a copy of the formation resolution. The original boundary identified two separate zones: Zone 2 & 4 to reflect the associated supervisorial districts within CSA 53. In May 2005, LAFCO approved the expansion of CSA 53 to annex the remaining portion of the county, including the cities of Capitola, Santa Cruz, and Scotts Valley. This action increased CSA 53's jurisdictional and sphere boundaries from 70 square miles to 445 square miles. **Appendix B** provides a copy of the annexation resolution. During the same year, the voters also approved the North County Mosquito and Disease Control Assessment to adequately fund the CSA's countywide operations. CSA 53 has been operating as a division of the County Agricultural Commissioner's Office for the last 30 years.

### Services and Operations

CSA 53 first operated with revenues generated from a flat service charge on property tax bills. In 1996, the charges for service was then converted into an assessment to meet Proposition 218 requirements. In 2003, the original assessment was deemed inadequate to fund the ongoing and future services. In 2004, south county property owners passed a new benefit assessment. In 2005, an additional "north county" benefit assessment was approved as part of the 2005 annexation which expanded CSA 53's service area to include the entire county. Today, CSA 53 provides an array of services tailored to protect the public from mosquito and vector-borne diseases. The CSA's primary function is mosquito surveillance and control using *Integrated Pest Management* practices that incorporate public education, biological control, source reduction and pesticides that have minimal impact on people, wildlife, and the environment. Surveillance includes sampling immature mosquitoes in water bodies and monitoring populations of adult mosquitoes using traps. Treatments are focused on the immature, aquatic stage of the mosquito because this approach is the most effective and environmentally sound. Services also include monitoring for invasive mosquitoes, tick surveillance and identification, rodent exclusion inspections, mosquito-eating fish for backyard ornamental ponds, and public health education. The 2022 Annual Report was recently published which provides a detailed overview of the CSA's current and past accomplishments and projects (refer to **Appendix C**).

CSA 53 operates with an Assistant Vector Control Manager, a Vector Ecologist, and five Vector Control Specialists on an annual basis, with additional administrative support provided by the Agricultural Commissioner's Office. The Assistant Vector Control Manager, Vector Ecologist and field staff are certified by the California Department of Health Services in mosquito and vector control and must complete 40 hours of continuing education every two years. CSA 53 is an active member of the Mosquito and Vector Control Association of California and participates regularly in meetings of mosquito and vector control regional associations. Staff attend training programs and incorporate the latest information on vector control and Integrated Pest Management methods and materials into the CSA's program.

## Population and Growth

Based on staff's analysis, the population of CSA 53 in 2020 is estimated to be 281,000. The Association of Bay Area Governments (ABAG) and the Association of Monterey Bay Area Governments (AMBAG) provide population projections for cities and counties in the Coastal Region. Official growth projections are not available for special districts. However, since CSA 53 encompasses the entire county, LAFCO was able to determine the current and projected population growth. In general, the Coastal Region is anticipated to have a slow growth over the next fifteen years. **Table A** shows the anticipated population for the CSA as well as each city and the unincorporated territory within CSA 53. The average rate of change within CSA 53 is approximately 2.21%.

### Population Projection

Based on the projections for the cities and unincorporated county territory within the service area, LAFCO staff was able to develop a population forecast for CSA 53. Under this assumption, LAFCO staff projects that the entire population of the CSA will be approximately 307,000 by 2040.

**Table A: Projected Population**

Area	2020	2025	2030	2035	2040	Average
City of Capitola	10,194	10,312	10,451	10,622	10,809	1.48%
City of Santa Cruz	68,381	72,091	75,571	79,027	82,266	4.73%
City of Scotts Valley	12,145	12,214	12,282	12,348	12,418	0.56%
City of Watsonville	53,536	55,187	56,829	58,332	59,743	2.78%
County of Santa Cruz (unincorporated area)	<u>136,891</u>	<u>137,896</u>	<u>139,105</u>	<u>140,356</u>	<u>141,645</u>	<u>0.86%</u>
<b>CSA 53</b>	281,147	287,700	294,238	300,685	306,881	<b>2.21%</b>

### Disadvantaged Unincorporated Communities

State law requires LAFCO to identify and describe all “disadvantaged unincorporated communities” (DUCs) located within or contiguous to the existing spheres of influence of cities and special districts that provide fire protection, sewer, and/or water services. DUCs are defined as inhabited unincorporated areas with an annual median household income that is 80% or less than the statewide annual median household income.

In 2020, the California statewide annual median household income was \$78,672, and 80% of that was \$62,938. LAFCO staff utilized the ArcGIS mapping program to locate potential DUCs in Santa Cruz County. It is important to note that CSA 53 is not subject to SB 244 because it does not provide water, sewer, or fire service, and therefore, no further analysis is required.

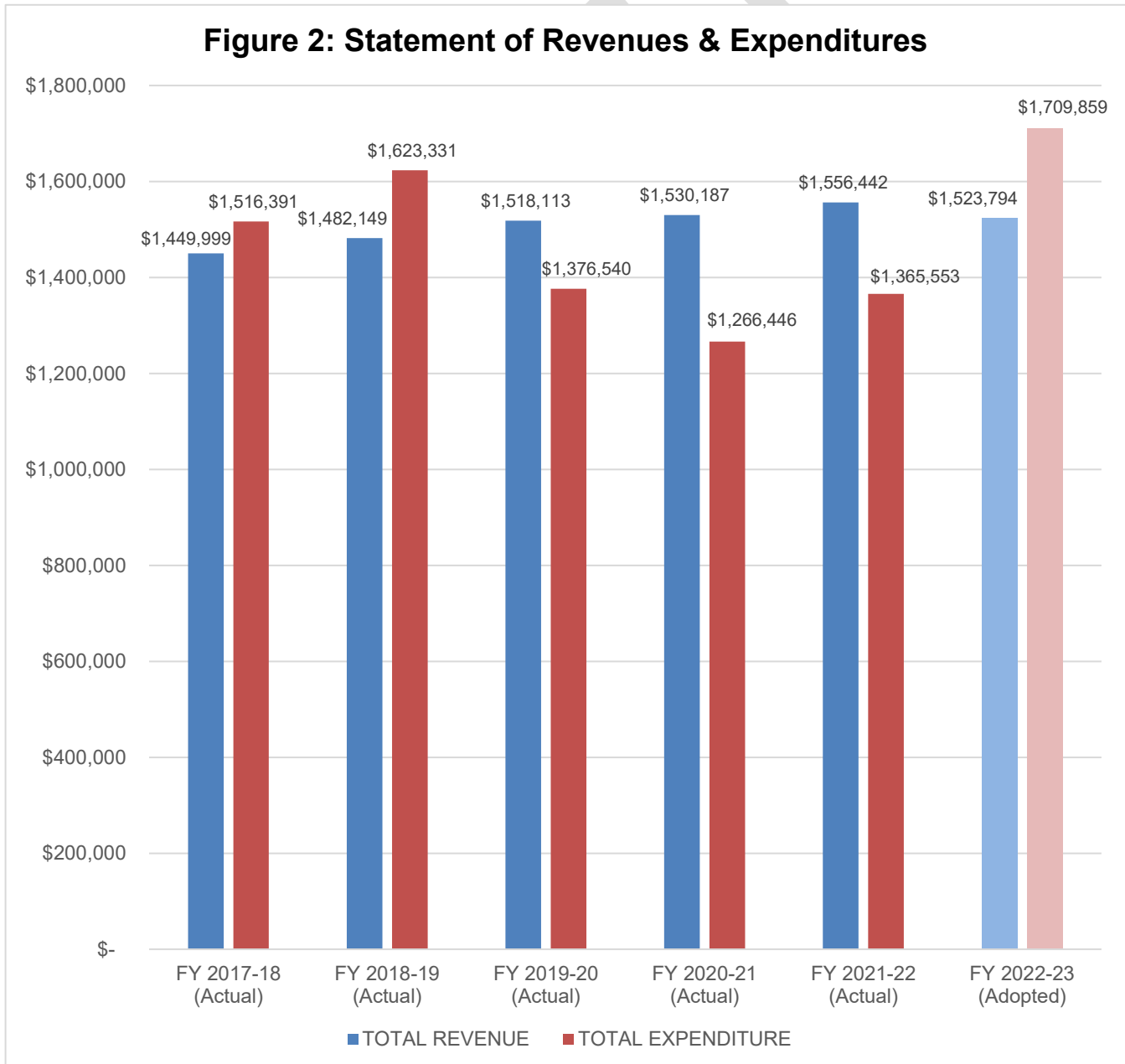


# FINANCES

This section will highlight the CSA’s financial performance during the most recent fiscal years. Fiscal Year 2021-22 is the latest audited financial statement available. However, LAFCO will evaluate CSA 53’s financial health from 2017 to 2022, including the last adopted budget (FY 2022-23). A comprehensive analysis of CSA 53’s financial performance during the past five years is shown in **Table D** on page 11.

At the end of Fiscal Year 2021-22, total revenue collected was approximately \$1.56 million, representing a 2% increase from the previous year (\$1.53 million in FY 20-21). Total expenses for FY 2021-22 were approximately \$1.37 million, which increased from the previous year by 8% (\$1.27 million in FY 20-21). CSA 53 has ended with a deficit twice since 2017 (FY 17-18 and FY 18-19), as shown in **Figure 2**. The CSA is also expecting to end FY 2022-23 with a deficit. LAFCO staff believes this negative trend will continue unless operational and/or budgetary changes are made.

**Figure 2: Statement of Revenues & Expenditures**



## Revenues

The CSA's primary source of revenue is from Charges for Services. In FY 2021-22, Charges for Services totaled approximately \$1.5 million which represents 99% of the CSA's entire revenue stream. The other revenue source is from Interest and Other Revenue.

### Annual Charges

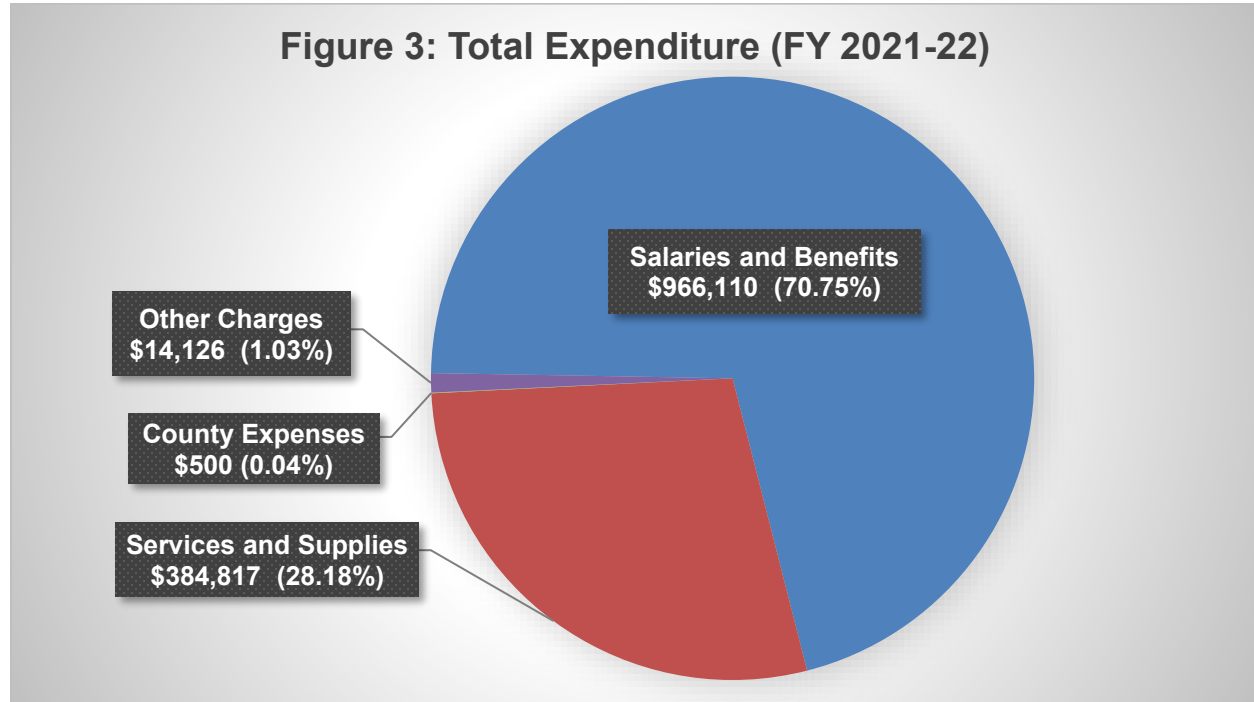
As previously mentioned, CSA 53's main source of revenue is from annual charges, which are adopted each year by the County Board of Supervisors. **Table B** shows the annual charges for services and per unit. With only a few exceptions, the annual charges have remained virtually the same for the past five years, including the recently adopted rates for FY 2022-23.

**Table B – Annual Rates**

Annual Charges	FY 2017-18 (Actual)	FY 2018-19 (Actual)	FY 2019-20 (Actual)	FY 2020-21 (Actual)	FY 2021-22 (Actual)	FY 2022-23 (Adopted)
<b>Mosquito Abatement</b>						
Single Family / MH with Land	\$ 11.58	\$ 11.59	\$ 11.59	\$ 11.59	\$ 11.59	\$ 11.59
Multi-Family (2-4 units)	\$ 15.42	\$ 15.42	\$ 15.42	\$ 15.42	\$ 15.42	\$ 15.42
Multi-Family (5 & Up) & MH Parks	\$ 46.38	\$ 46.38	\$ 46.38	\$ 46.38	\$ 46.38	\$ 46.38
Recreational Use	\$ 16.70	\$ 16.70	\$ 16.70	\$ 16.70	\$ 16.70	\$ 16.70
Comm / Institutional Use	\$ 14.14	\$ 14.15	\$ 14.15	\$ 14.15	\$ 14.15	\$ 14.15
Agricultural Use	\$ 11.58	\$ 11.59	\$ 11.59	\$ 11.59	\$ 11.59	\$ 11.59
Vacant Land	\$ 5.80	\$ 5.80	\$ 5.80	\$ 5.80	\$ 5.80	\$ 5.80
<b>Mosquito Disease - South County</b>						
Single Family / Institutional	\$ 10.48	\$ 10.78	\$ 11.10	\$ 11.38	\$ 11.60	\$ 11.94
Multi-Family (2-4 units)	\$ 4.18	\$ 4.30	\$ 4.42	\$ 4.52	\$ 4.60	\$ 4.74
Condominium / Vacant	\$ 5.24	\$ 5.38	\$ 5.54	\$ 5.68	\$ 5.80	\$ 5.96
Mobile Home	\$ 2.42	\$ 2.48	\$ 2.56	\$ 2.62	\$ 2.66	\$ 2.74
Industrial / Comm'l	\$ 5.24	\$ 5.38	\$ 5.54	\$ 5.68	\$ 5.80	\$ 5.96
Office	\$ 14.88	\$ 15.32	\$ 15.78	\$ 16.18	\$ 16.50	\$ 17.00
Apartments (5+ units)	\$ 4.18	\$ 4.30	\$ 4.42	\$ 4.52	\$ 4.60	\$ 4.74
Auto Stor / Prkg	\$ 0.22	\$ 0.22	\$ 0.22	\$ 0.22	\$ 0.22	\$ 0.22
Agricultural	\$ 0.02	\$ 0.03	\$ 0.03	\$ 0.03	\$ 0.03	\$ 0.03
<b>Mosquito Disease - North County</b>						
Single Family / Institutional	\$ 15.44	\$ 15.88	\$ 16.36	\$ 16.76	\$ 17.10	\$ 17.62
Multi-Family (2-4 units)	\$ 6.16	\$ 6.34	\$ 6.53	\$ 6.70	\$ 6.84	\$ 7.04
Condominium / Vacant	\$ 7.72	\$ 7.94	\$ 8.18	\$ 8.38	\$ 8.54	\$ 8.78
Mobile Home	\$ 3.54	\$ 3.64	\$ 3.74	\$ 3.84	\$ 3.92	\$ 4.04
Industrial / Comm'l	\$ 7.72	\$ 7.94	\$ 8.18	\$ 8.38	\$ 8.54	\$ 8.80
Office	\$ 21.92	\$ 22.56	\$ 23.24	\$ 23.82	\$ 24.30	\$ 25.02
Apartments (5+ units)	\$ 6.16	\$ 6.34	\$ 6.52	\$ 6.68	\$ 6.80	\$ 7.00
Auto Stor / Prkg	\$ 0.32	\$ 0.32	\$ 0.34	\$ 0.34	\$ 0.34	\$ 0.34
Agricultural	\$ 0.02	\$ 0.03	\$ 0.03	\$ 0.03	\$ 0.03	\$ 0.03

## Expenditures

CSA 53's total expenditures can be categorized into five budgetary groups: Salaries & Benefits, Services & Supplies, County Expenses, and Other Charges (County Overhead),. **Figure 3** shows that in FY 2021-22, Salaries & Benefits represented approximately 71% of the District's entire operational expenses. The remaining expenses are based on the costs associated with operational tasks (services and supplies) and overhead.



## Fund Balance / Net Position

As of June 30, 2022, the total net position balance ended with approximately \$333,000. The following table highlights the net position balance from 2017 to 2022. As shown in the table below, CSA 53's fund balance has fluctuated over the years, experiencing a significant deficit in FY 2017-18.

**Table C: Fund Balance**

	FY 17-18 (Audited)	FY 18-19 (Audited)	FY 19-20 (Audited)	FY 20-21 (Audited)	FY 21-22 (Audited)
<b>Ending Balance</b>	<b>\$(415,641)</b>	<b>\$93,733</b>	<b>\$426,427</b>	<b>\$471,224</b>	<b>\$332,773</b>
Change from Previous Year (\$)		\$509,374	\$332,694	\$44,797	\$(138,451)
Change from Previous Year (%)		-	355%	11%	-29%

*Footnote: Fund balance significantly reduced in FY 21-22 primarily due to remodeling/upgrading the laboratory and safety features at the 640 Capitola Road Facility (District Headquarters).*

**Table D: Total Revenues & Expenditures**

	FY 2017-18 (Actual)	FY 2018-19 (Actual)	FY 2019-20 (Actual)	FY 2020-21 (Actual)	FY 2021-22 (Actual)	FY 2022-23 (Adopted)
<b>REVENUE</b>						
<u>Interest</u>						
CSA 53 (North County Only)	\$ 10,593	\$ 9,360	\$ 8,566	\$ 4,193	\$ 4,239	\$ 4,100
CSA 53 (Remaining County)	\$ 12,004	\$ 13,440	\$ 11,625	\$ 4,318	\$ 3,364	\$ 4,900
<b>Total Interest</b>	<b>\$ 22,597</b>	<b>\$ 22,800</b>	<b>\$ 20,191</b>	<b>\$ 8,511</b>	<b>\$ 7,603</b>	<b>\$ 9,000</b>
<u>Charges for Services</u>						
CSA 53 (North County Only)	\$ 892,057	\$ 917,313	\$ 947,708	\$ 965,518	\$ 982,599	\$ 953,167
CSA 53 (Remaining County)	\$ 535,345	\$ 542,036	\$ 550,172	\$ 556,158	\$ 562,496	\$ 561,627
<b>Total Charges for Services</b>	<b>\$1,427,402</b>	<b>\$1,459,349</b>	<b>\$1,497,880</b>	<b>\$1,521,676</b>	<b>\$1,545,095</b>	<b>\$1,514,794</b>
<u>Other Revenue</u>						
Other Charges	\$ 1,581	\$ 1,937	\$ 1,789	\$ -	\$ -	\$ -
Other Revenue	\$ -	\$ -	\$ 42	\$ -	\$ 3,744	\$ -
<b>Total Other Revenue</b>	<b>\$ -</b>	<b>\$ -</b>	<b>\$ 42</b>	<b>\$ -</b>	<b>\$ 3,744</b>	<b>\$ -</b>
<b>TOTAL REVENUE</b>	<b>\$1,449,999</b>	<b>\$1,482,149</b>	<b>\$1,518,113</b>	<b>\$1,530,187</b>	<b>\$1,556,442</b>	<b>\$1,523,794</b>
<b>EXPENDITURE</b>						
<u>Salaries and Benefits</u>						
Regular Pay - Permanent	\$ 698,342	\$ 748,330	\$ 625,146	\$ 541,937	\$ 610,050	\$ -
Overtime Pay - Permanent	\$ 1,611	\$ 1,162	\$ 541	\$ 2,311	\$ -	\$ -
Regular Pay - Extra Help	\$ 3,062	\$ 4,039	\$ 8,319	\$ 3,947	\$ 2,593	\$ -
Differential Pay	\$ 2,598	\$ 5,427	\$ 7,573	\$ 3,844	\$ 3,022	\$ -
Social Security	\$ 52,781	\$ 55,862	\$ 47,651	\$ 41,654	\$ 46,451	\$ -
CalPERS (Pension)	\$ 131,653	\$ 151,977	\$ 145,010	\$ 130,039	\$ 165,288	\$ -
Employee Insurance	\$ 187,465	\$ 188,975	\$ 156,927	\$ 133,483	\$ 136,981	\$ -
Workers Compensation	\$ 9,789	\$ 10,459	\$ -	\$ 10,940	\$ -	\$ -
Unemployment Insurance	\$ 6,345	\$ 4,489	\$ 565	\$ 502	\$ 1,725	\$ -
<b>Total Salaries and Benefits</b>	<b>\$1,093,646</b>	<b>\$1,170,720</b>	<b>\$ 991,732</b>	<b>\$ 868,656</b>	<b>\$ 966,110</b>	<b>\$1,693,948</b>
<u>Services and Supplies</u>						
Agricultural Expense	\$ 53,444	\$ 29,827	\$ 37,381	\$ 24,186	\$ 35,934	\$ -
Surveillance and Lab Supplies	\$ -	\$ -	\$ -	\$ -	\$ 7,471	\$ -
Clothing and Personal Supplies	\$ 6,159	\$ 7,065	\$ 4,937	\$ 5,849	\$ 5,273	\$ -
Telecom Services	\$ 11,359	\$ 32,633	\$ 12,868	\$ 7,951	\$ 8,386	\$ -
Maintenance-Office-Equipment Services	\$ 793	\$ 1,131	\$ 1,782	\$ 2,453	\$ 415	\$ -
Other Equipment Services	\$ -	\$ 73	\$ 102	\$ 392	\$ 133	\$ -
Memberships	\$ 9,070	\$ 9,715	\$ 9,500	\$ 9,500	\$ 9,500	\$ -
Miscellaneous Expenses	\$ 61	\$ 49	\$ 76	\$ 459	\$ 9	\$ -
Duplicating Services	\$ 34	\$ 155	\$ 549	\$ 68	\$ 14	\$ -
PC Software Purchases	\$ -	\$ 314	\$ 327	\$ 68	\$ 407	\$ -
Postage	\$ 126	\$ 484	\$ 247	\$ 145	\$ 176	\$ -
Supplies	\$ 7,409	\$ 6,132	\$ 2,671	\$ 6,361	\$ 2,949	\$ -
Inventoriable Items	\$ 36,024	\$ 14,500	\$ 1,661	\$ 6,065	\$ 448	\$ -
Custodial Services	\$ -	\$ -	\$ 12,760	\$ 11,355	\$ 17,738	\$ -
Data Processing Services	\$ 23,604	\$ 25,106	\$ 26,906	\$ 16,992	\$ 53,214	\$ -
Management Services	\$ 151,968	\$ 160,597	\$ 160,596	\$ 173,481	\$ 176,546	\$ -
Professional and Special Services	\$ 23,171	\$ 25,134	\$ 22,093	\$ 34,191	\$ 12,960	\$ -
Legal Notices	\$ -	\$ 5,238	\$ -	\$ 3,498	\$ 1,709	\$ -
Rents-Leases	\$ 660	\$ -	\$ 754	\$ -	\$ -	\$ -
Small Tools and Instruments	\$ 14,205	\$ 16,380	\$ 7,617	\$ 8,268	\$ 665	\$ -
Advertising and Promotion	\$ 4,044	\$ 3,500	\$ 180	\$ 1,980	\$ 4,760	\$ -
Subscriptions-Books-Educational Material	\$ 22	\$ -	\$ 18	\$ 47	\$ -	\$ -
Airfare	\$ -	\$ 390	\$ 430	\$ -	\$ -	\$ -
Education and Training	\$ 1,618	\$ 2,479	\$ 1,620	\$ 1,265	\$ 1,869	\$ -
Lodging	\$ 1,575	\$ 4,441	\$ 1,782	\$ -	\$ 3,017	\$ -
Meals	\$ 576	\$ 1,125	\$ 936	\$ -	\$ 726	\$ -
Mileage	\$ -	\$ 186	\$ 260	\$ 95	\$ 173	\$ -
Other Travel	\$ 97	\$ 369	\$ 324	\$ -	\$ -	\$ -
Registrations	\$ 885	\$ 1,555	\$ 1,205	\$ 633	\$ 1,050	\$ -
Service Center Charges	\$ 20,842	\$ 19,870	\$ 12,843	\$ 21,526	\$ 19,036	\$ -
Service Center Replacement Increment	\$ 5,636	\$ 5,029	\$ 6,899	\$ 7,092	\$ 9,292	\$ -
Service Center Depreciation Charges	\$ 12,412	\$ 11,308	\$ 14,708	\$ 15,059	\$ -	\$ -
Service Center Pool Vehicle Charges	\$ -	\$ 402	\$ 123	\$ -	\$ -	\$ -
Sanitation Services	\$ -	\$ -	\$ -	\$ 1,274	\$ 1,337	\$ -
Fixed Assets - Equipment	\$ -	\$ 35,269	\$ -	\$ -	\$ -	\$ -
Utilities	\$ -	\$ -	\$ -	\$ 9,565	\$ 9,612	\$ -
<b>Total Services and Supplies</b>	<b>\$ 385,794</b>	<b>\$ 420,455</b>	<b>\$ 344,154</b>	<b>\$ 369,817</b>	<b>\$ 384,817</b>	<b>\$ -</b>
<u>County Expenses</u>						
CSA 53 (North County Only)	\$ 310	\$ 310	\$ 310	\$ 310	\$ 310	\$ 316
CSA 53 (Remaining County)	\$ 190	\$ 190	\$ 190	\$ 190	\$ 190	\$ 194
<b>Total County Expenses</b>	<b>\$ 500</b>	<b>\$ 500</b>	<b>\$ 500</b>	<b>\$ 500</b>	<b>\$ 500</b>	<b>\$ 510</b>
<u>Other Charges (County Overhead)</u>						
CSA 53 (North County Only)	\$ 25,516	\$ 18,994	\$ 24,092	\$ 16,484	\$ 8,476	\$ 9,241
CSA 53 (Remaining County)	\$ 10,935	\$ 12,662	\$ 16,061	\$ 10,989	\$ 5,650	\$ 6,160
<b>Total Other Charges</b>	<b>\$ 36,451</b>	<b>\$ 31,656</b>	<b>\$ 40,153</b>	<b>\$ 27,473</b>	<b>\$ 14,126</b>	<b>\$ 15,401</b>
<b>TOTAL EXPENDITURE</b>	<b>\$1,516,391</b>	<b>\$1,623,331</b>	<b>\$1,376,540</b>	<b>\$1,266,446</b>	<b>\$1,365,553</b>	<b>\$1,709,859</b>
<b>Surplus/(Deficit)</b>	<b>\$ (66,392)</b>	<b>\$ (141,182)</b>	<b>\$ 141,573</b>	<b>\$ 263,741</b>	<b>\$ 190,888</b>	<b>\$ (186,065)</b>
<b>FUND BALANCE</b>						
<u>Funds Available (End of Fiscal Year)</u>						
CSA 53 (North County Only)	\$ (261,318)	\$ 49,638	\$ 265,815	\$ 297,501	\$ 213,978	\$ -
CSA 53 (Remaining County)	\$ (154,323)	\$ 44,095	\$ 160,612	\$ 173,723	\$ 118,795	\$ -
<b>TOTAL FUND BALANCE</b>	<b>\$ (415,641)</b>	<b>\$ 93,733</b>	<b>\$ 426,427</b>	<b>\$ 471,224</b>	<b>\$ 332,773</b>	<b>\$ 332,773</b>

## GOVERNANCE

All mosquito and vector control districts within the State of California operate under the authority of the State of California, which is codified in the Health and Safety Code, Section 2000, et seq, and which is known as the Mosquito Abatement and Vector Control District Law. The Mosquito Abatement and Vector Control District Law allows a district to exercise a series of powers, including surveillance programs, property inspection, participation in land use planning and environmental quality processes, abate nuisances and raise revenues with special taxes, benefit assessments, and fees.

The Mosquito Abatement and Vector Control District Law allows a district to exercise the following powers:

- Conduct surveillance programs, prevent, abate, and control vectors and vector-borne diseases;
- Request inspection warrants and enter property "where there is no reasonable expectation of privacy";
- Participate in land use planning and environmental quality processes;
- Abate public nuisances and recover the districts' costs with liens;
- Impose a \$1,000 a day civil penalty for failing to abate a public nuisance;
- Pay the boards of trustees' expenses and benefits but not regular stipends;
- Raise revenues with special taxes, benefit assessments, and fees;
- Borrow funds, like other local governments, for cash-flow purposes; and
- Manage their own finances, similar to some other special districts.

The Mosquito Abatement and Vector Control District Law also:

- Provides that forming a new district requires adherence to the Cortese-Knox-Hertzberg Act but does not require voter approval;
- Allows county boards of supervisors and city councils to appoint the members of the districts' boards of trustees;
- Allows the Director of the State Department of Health Services to resolve disputes between districts and other public agencies;
- Retains an exception from public nuisance abatement for flies from agricultural operations that use accepted standards and practices;
- Exempts property that has not been artificially altered from its natural condition from the districts' power to abate public nuisances;

- Clarifies the districts' annual budget procedures, increasing the controls over budget reserves, including public health emergencies;
- Allows special benefit assessments to finance vector control projects and programs, consistent with Proposition 218;
- Allows officials to create zones within a district to provide different levels of service with different revenue sources;
- Contains cross-references to other major statutes that apply to mosquito abatement districts as well as to other local governments;
- Requires officers and employees to be bonded if they manage a district's funds;
- Requires stricter accounting for budgetary reserves; and
- Repeats the requirement for the districts to conduct regular audits and file annual reports with the State Controller.

It is important to note that several of these bullet points do not apply to CSA 53 because it is a dependent special district and falls under the County's rules and regulations within the County Agricultural Commission's Office.

### **Local Accountability & Structure**

California Health and Safety Code Section 2022(a) states that each person appointed by a board of supervisors to be a member of a board of trustees shall be a voter in that county and a resident of that portion of the county that is within the district. Section 2022(b) states that each person appointed by a city council to be a member of a board of trustees shall be a voter in that city and a resident of that portion of the city that is within the district. California Health & Safety Code Section 2022(d) states that it is the intent of the Legislature that persons appointed to boards of trustees have experience, training, and education in fields that will assist in the governance of the districts.

Finally, Section 2022(e) states that all trustees shall exercise their independent judgment on behalf of the interests of the residents, property owners, and the public as a whole in furthering the purposes and intent of this chapter. The trustees shall represent the interests of the public as a whole and not solely the interests of the board of supervisors or the city council that appointed them. A mosquito abatement district trustee serves for a fixed term of office, and not merely at the pleasure or discretion of the appointing authority. It is LAFCO's understanding that the County Board of Supervisors acts as the CSA's board of directors. The Board regularly meets on most Tuesdays in the Board of Supervisors' Chambers, 701 Ocean St, Rm. 525. Meetings generally begin at 9:00 am.

Recently, David Sanford has been selected by the County Administrative Office as the recommended candidate for Agricultural Commissioner. However, action by the County Board of Supervisors is required to make the appointment official.

## Challenges and Opportunities

Although state laws on mosquito abatement districts date back to 1915, the state's first efforts to control mosquito populations occurred against salt marsh mosquitoes in San Rafael in 1904 under the direction of Professor C.W. Woodworth of the University of California, Berkeley. Since then, statutory revisions have occurred throughout the years. In September 2002, Governor Gray Davis signed Senate Bill 1588, enacting the Mosquito Abatement and Vector Control District Law which is still being used today. As part of the SB 1588 enactment, Governor Davis issued a press release stating: "This law gives mosquito abatement and vector control districts the tools they need to stand as guardians of epidemics, public health emergencies, and economic disasters. California needs this additional protection to help prevent the spread of diseases carried by mosquitoes." As such, CSA 53 plays a key role in managing local public health emergencies. It is also important to remember that CSA 53 is a governmental entity with statutory requirements that go beyond mosquito abatement. The following section discusses current challenges and identifies possible opportunities to ensure the delivery of services in a more efficient and effective manner.

### Climate Change

Changing climate and proliferating breeding sites are challenging vector control programs nationwide in their efforts to protect humans, pets, and wildlife from emerging and re-emerging vector-borne diseases such as West Nile, Zika, and dengue viruses. Climate change has led invasive mosquitoes (native to tropical and subtropical regions of the world) to establish throughout California, bringing with them an increased threat to public health. One of these species was recently found in Watsonville (October 2022), which has challenged CSA 53's resources and staff in an unprecedented way. CSA 53 conducts mosquito-borne virus surveillance by collecting dead wild birds and live mosquitoes and submitting them to State and UC virus laboratories for testing. The CSA also cooperates closely with Federal, State and local health, regulatory and environmental agencies and the University of California, and has a cooperative agreement with the California Department of Public Health. A community education program is aimed at providing information to residents to enable mosquito and rodent control on their own property, and to inform them of other vector-transmitted diseases.

### Website Requirements

Senate Bill 929 was signed into law in September 2018 and requires all independent special districts to have and maintain a website by January 1, 2020. SB 929 identifies a number of components that must be found within an agency's website. Additionally, the Special District Leadership Foundation (SDLF), an independent, non-profit organization formed to promote good governance and best practices among California's special districts, has also outlined recommended website elements as part of its District Transparency Certificate of Excellence. This program was created as an effort to promote transparency in the operations and governance of special districts to the public. Based on SB 929's criteria and the recommendations set by the SDLF, LAFCO conducted a thorough review of the CSA's website even though said law only applies to independent special districts. **Table E** summarizes staff's findings on whether the website is meeting the statutory requirements. At present, the CSA does not meet the statutory requirements under SB 929 and SDLF's website transparency criteria. In addition to the missing items, LAFCO staff found numerous broken links throughout the website. While the CSA has useful information available online, the website is not considered to be transparent and is difficult to navigate based on LAFCO's evaluation.

**Table E: Website Transparency**

Website Components	Checkmark (Yes)
<b>Required Items (SB 949 Criteria and SDLF Benchmarks)</b>	
1. Names and Contact Information of Board Members*	
2. Board Member Term Limits	
3. Names of Key Staff, including General Manager	
4. Contact Information for Staff	
5. Election/Appointment Procedure & Deadlines	
6. Board Meeting Schedule*	
7. Mission Statement	✓
8. Description of District's Services/Functions and Service Area	✓
9. Authorizing Statute/Enabling Act	
10. Adopted District Budgets*	
11. Financial Audits*	
12. Archive of Board Meeting Agendas & Minutes*	
13. Link to State Controller's Webpages for District's reported Board Member and Staff Compensation	
14. Link to State Controller's Webpages for District's reported Financial Transaction Report	
15. Reimbursement & Compensation Policy / Annual Policies	
16. Home Page Link to Agendas/Board Packets	
17. SB 272 - Compliance-Enterprise Catalogs	
18. Machine Readable/Searchable Agendas	
19. Recipients of Grant Funding or Assistance	
20. Link or Copies of LAFCO's Service & Sphere Reviews	
<b>Total Score (out of a possible 20)</b>	<b>2 (10%)</b>
<b>Additional Items (SDLF's Recommended Elements)</b>	
1. Board Member Ethics Training Certificates	
2. Picture, Bio, and Email Addresses of Board Members	
3. Last Three Years of Audits	
4. Financial Reserves Policy	
5. Online/Downloadable Public Records Act Request Form	
6. Audio or Video Recordings of Board Meetings	
7. Map of District Boundaries/Service Area	
8. Link to CSDA Mapping Program	
9. General Description of Special Districts or Link to <a href="http://www.districtmakethedifference.org">www.districtmakethedifference.org</a>	
10. Link to Most Recently Filed to FPPC Forms	
<b>Total Score (out of a possible 10)</b>	<b>0 (0%)</b>

\*Footnote: Senate Bill 929 Statutory Requirements

**LAFCO Staff Recommendation:** The CSA should continue updating its website to fulfill the legal requirements under SB 929. The CSA, as a countywide district, should also consider translating its website and supporting documents (i.e. annual reports) in Spanish or other languages to ensure the information is reaching the county's diverse population.



## SPHERE OF INFLUENCE

### **Cortese-Knox-Hertzberg Act**

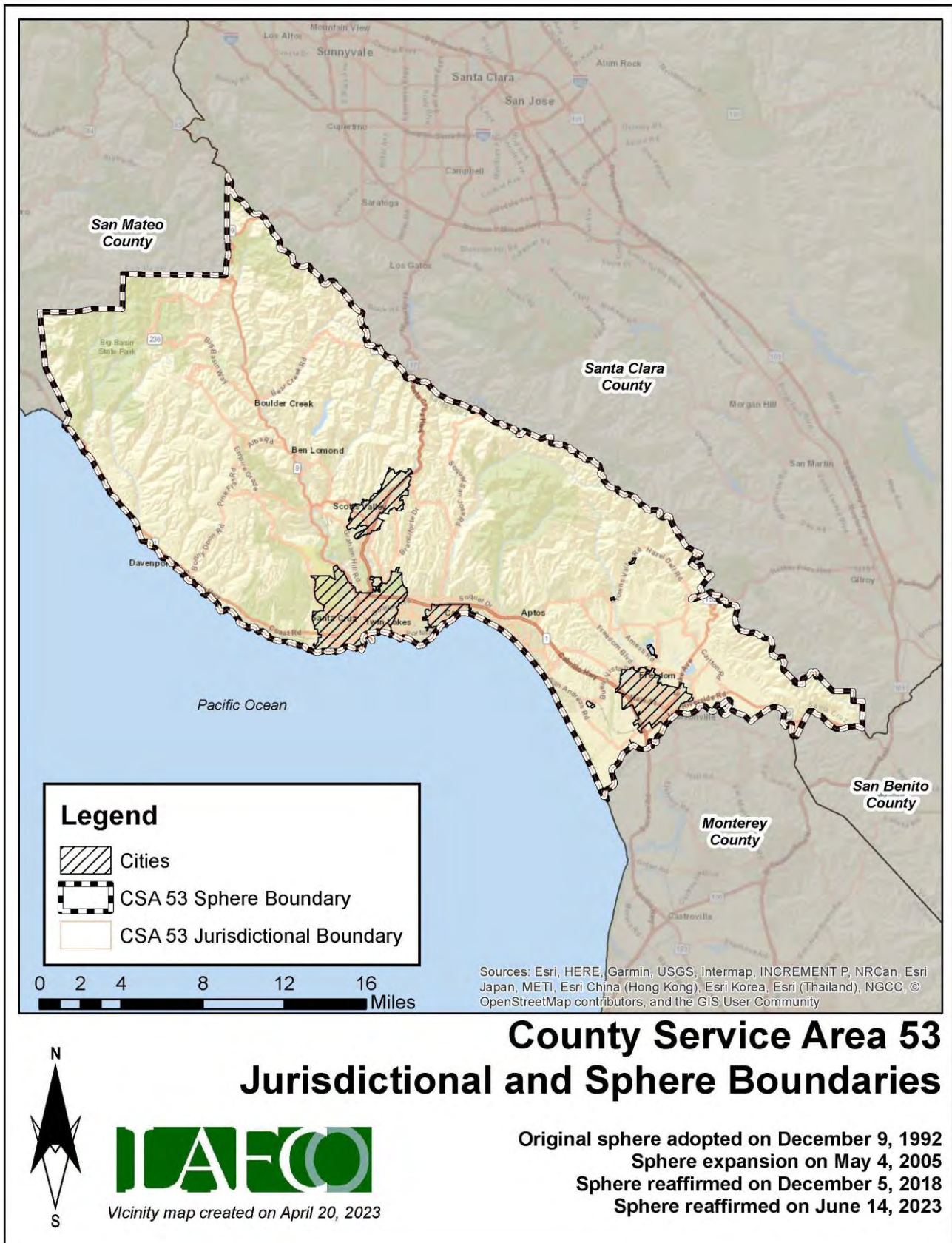
City and special district spheres of influence define the probable physical boundaries and service area of a local agency, as determined by the Commission (Government Code Section 56076). The law requires that spheres be updated at least once every five years either concurrently or subsequently in preparation of Municipal Service Reviews. Spheres are determined and amended solely at the discretion of the Commission. In determining the sphere of influence for each local agency, the Commission is required by Government Code Section 56425(e) to consider certain factors, including:

- The present and planned uses in the area, including agricultural and open-space lands;
- The present and probable need for public facilities and services in the area;
- The present capacity of public facilities and adequacy of public services that the agency provides or is authorized to provide;
- The existence of any social or economic communities of interest in the area if the commission determines that they are relevant to the agency; and
- For an update of a sphere of influence of a city or special district that provides public facilities or services related to sewers, municipal and industrial water, or structural fire protection, that occurs pursuant to subdivision (g) on or after July 1, 2012, the present and probable need for those public facilities and services of any disadvantaged unincorporated communities within the existing sphere.

### **Current & Proposed Sphere Boundary**

CSA 53's original sphere was adopted on December 9, 1992, as part of the formation action. The sphere was amended on May 4, 2005, to reflect the countywide expansion. Since then, the sphere has remained coterminous with CSA 53's jurisdictional boundary. Staff is recommending that the sphere of influence be reaffirmed, as shown in Figure 4 on page 17.

Figure 4: CSA Sphere Map



## DISTRICT SUMMARY

<b>CSA 53 (Mosquito Abatement &amp; Vector Control)</b>	
<b>Formation</b>	Mosquito Abatement & Vector Control Law (Health & Safety Code §2000 et seq.)
<b>Board of Trustees</b>	County Board of Supervisors; five members; elected at-large to four-year terms
<b>Contact Person</b>	David Sanford, Interim Agricultural Commissioner
<b>Employees</b>	7 full-time employees
<b>Facilities</b>	640 Capitola Road, Santa Cruz CA 95062 (District Headquarters)
<b>District Area</b>	445 square miles (countywide)
<b>Sphere of Influence</b>	The sphere boundary is coterminous with the District's jurisdictional limits and the County of Santa Cruz.
<b>FY 2022-23 Budget</b>	Total Revenue = \$1,523,794 Total Expenditure = \$1,709,859 Projected Net Position (Beginning Balance) = \$332,773
<b>Contact Information</b>	Mailing Address: 640 Capitola Road, Santa Cruz, CA 95062  Phone Number: 831-454-2590  Email Address: <a href="mailto:David.Sanford@santacruzcounty.us">David.Sanford@santacruzcounty.us</a>  Website: <a href="https://www.agdept.com/AgriculturalCommissioner/MosquitoAbatementVectorControl.aspx">https://www.agdept.com/AgriculturalCommissioner/MosquitoAbatementVectorControl.aspx</a>
<b>Public Meetings</b>	The Board regularly meets on most Tuesdays in the Board of Supervisors' Chambers, 701 Ocean St, Rm. 525. Meetings generally begin at 9:00 am.
<b>Mission Statement</b>	Our Mission is to protect your health through responsible management of mosquitoes and other vectors (pests that can carry disease agents or cause discomfort or injury). Upon request, our staff can inspect your property or neighborhood and provide assistance and advice for County residents.

## SERVICE AND SPHERE REVIEW DETERMINATIONS

The following service and sphere review determinations fulfill the requirements outlined in the Cortese-Knox-Hertzberg Act.

### Service Provision Determinations

Government Code Section 56430 requires LAFCO to conduct a municipal service review before, or in conjunction with, an action to establish or update a sphere boundary. Written statements of determination must be prepared with respect to each of the following:

**1. Growth and population projections for the affected area.**

CSA 53 encompasses the entire county (445 square miles). It is estimated that approximately 281,000 residents currently live within the CSA's jurisdiction. LAFCO staff projects that the CSA's population may reach 307,000 by 2040.

**2. The location and characteristics of any disadvantaged unincorporated communities within or contiguous to the sphere of influence.**

CSA 53 is not subject to SB 244 because it does not provide water, sewer, or fire service.

**3. Present and planned capacity of public facilities, adequacy of public services, and infrastructure needs or deficiencies including needs or deficiencies related to sewers, municipal and industrial water, and structural fire protection in any disadvantaged, unincorporated communities within or contiguous to the sphere of influence.**

CSA 53 provides an array of services tailored to protect the public from mosquito and vector-borne diseases. In 2022, the CSA responded to over 506 requests for service throughout Santa Cruz County. Over 18% of those requests involved mosquito issues.

**4. Financial ability of agencies to provide services.**

CSA 53 has experienced two annual deficits over the past five years. Stagnant revenue is the primary reason why annual deficits affect CSA 53's financial performance as total expenses continue to rise. It is LAFCO's understanding that annual charges for services have remained virtually the same for the last six years. LAFCO staff projects that this negative trend may continue unless internal operations or budgetary practices improve.

**5. Status of, and opportunities for, shared facilities.**

CSA 53 is a member of the Mosquito and Vector Control Association of California. This organization is comprised of 63 public agencies and provides its members with a number of valuable services, including cost avoidance opportunities relating to training services and publication materials.

**6. Accountability for community service needs, including governmental structure and operational efficiencies.**

LAFCO encourages more transparency by CSA 53 by sharing information on how residents can participate in the CSA's decision-making process and future actions. Public awareness is key, especially for public health emergencies.

**7. Any other matter related to effective or efficient service delivery, as required by commission policy.**

No additional local LAFCO policies are specifically relevant to this service review.

## **Sphere of Influence Determinations**

Government Code Section 56425 requires LAFCO to periodically review and update spheres of influence in concert with conducting municipal service reviews. Spheres are used as regional planning tools to discourage urban sprawl and encourage orderly growth. Written statements of determination must be prepared with respect to each of the following:

**1. The present and planned land uses in the area, including agricultural and open-space lands.**

The present and planned land uses are based on the general plans from the County and the four cities, which range from urban to rural uses. General plans anticipate growth centered on existing urban areas and the maintenance of agricultural production, rural residential uses, and environmental protection in rural areas.

**2. The present and probable need for public facilities and services in the area.**

CSA 53's administrative office is located at 640 Capitola Road in the City of Santa Cruz. CSA 53 falls under the Agricultural Commissioner's Office which is at 175 Westridge Drive, however, the district headquarters is at 640 Capitola Road.

**3. The present capacity of public facilities and adequacy of public services that the agency provides or is authorized to provide.**

A major factor influencing service demand is the presence of vectors (in particular mosquitoes) and vector-borne disease agents within CSA 53. The CSA responds to service requests within its boundaries. Any property owner, business, or resident in CSA 53 may contact the CSA to request mosquito abatement service and staff will respond promptly to the particular property to evaluate the threat situation and to perform appropriate control services. The CSA indicates that it responds to all service requests in a timely manner, regardless of location, within its boundaries.

**4. The existence of any social or economic communities of interest in the area if the commission determines that they are relevant to the agency.**

CSA 53's jurisdictional boundary consists of the entirety of Santa Cruz County, which includes the four cities: Capitola, Santa Cruz, Scotts Valley, and Watsonville.

**5. For an update of a sphere of influence of a city or special district that provides public facilities or services related to sewers, municipal and industrial water, or structural fire protection, that occurs pursuant to subdivision (g) on or after July 1, 2012, the present and probable need for those public facilities and services of any disadvantaged unincorporated communities within the existing sphere of influence.**


The CSA does not provide services related to sewers, municipal and industrial water, or structural fire protection. Therefore, this determination is not applicable.

## APPENDICES

**Appendix A: 1992 Formation Resolution**

**Appendix B: 2005 Annexation Resolution**

**Appendix C: 2022 Annual Report**



# **APPENDIX A:**

## **1992 Formation Resolution**

SANTA CRUZ LOCAL AGENCY FORMATION COMMISSION  
RESOLUTION NO. 788

On the motion of Commissioner LEVY  
duly seconded by Commissioner Patton  
the following resolution is adopted

ADOPTING THE SPHERE OF INFLUENCE FOR  
MOSQUITO ABATEMENT COUNTY SERVICE AREA

\*\*\*\*\*

The Santa Cruz Local Agency Formation Commission does hereby RESOLVE, DETERMINE AND ORDER as follows:

1. The Commission has initiated the Mosquito Abatement County Service Area Sphere of Influence Study pursuant to Section 56425 of the Government Code.
2. The Executive Officer has given notice of public hearing by this Commission upon the Mosquito Abatement County Service Area Sphere of Influence in the form and manner prescribed by law.
3. The public hearing was held by this Commission on October 7, 1992, and November 4, 1992, and at the hearing this Commission heard all interested persons.
4. The Commission has considered the Negative Declaration dated September 2, 1992 together with the comments received during the public review process, and approves the Negative Declaration. The Commission finds that adopting this sphere of influence will not have a significant effect on the environment.
5. The Commission adopts the Sphere of Influence Findings listed in Exhibit "B".
6. The Commission hereby adopts the Sphere of Influence for the Mosquito Abatement County Service Area to include the territory within the unincorporated area of Santa Cruz County and the City of Watsonville, subject to the following policy:
  - a) The services provided by the County Service Area shall be limited to mosquito abatement and vector control.




PASSED AND ADOPTED by the Local Agency Formation Commission of the County of Santa Cruz this 9th day of December, 1992 by the following vote:

AYES: Levy, Patton, Garcia

NOES: None


ABSENT: Koshland, Routh, Beiers

  
ROBERT GARCIA, CHAIRPERSON

Attest:

  
Patrick M. McCormick  
Executive Officer

Approved as to form:

  
Jane M. Scott  
LAFCO Counsel

## EXHIBIT B

Santa Cruz LAFCO  
Resolution No. 788  
Sphere of Influence Determinations  
Mosquito Abatement County Service Area

\*\*\*\*\*

The following determinations are made pursuant to Government Code Section 56425.

- (1) The present and planned land uses in the area, including agricultural and open space lands.

Determination: The County of Santa Cruz has planned the unincorporated area of the county for a mix of urban, suburban, and rural land uses. Agricultural uses predominate in the Pajaro Valley around Watsonville, and along the North Coast near Davenport. Open space uses predominate in the Santa Cruz Mountains.

- (2) The present and probable need for public facilities and services in the area.

Determination: The unincorporated area of the County currently and foreseeably needs a normal range of urban and rural services. Currently, no agency provides mosquito abatement and vector control services in Santa Cruz County. An effective mosquito abatement program would provide residents relief from seasonal mosquito nuisances and would help to reduce chances for the transmission of mosquito-borne diseases.

- (3) The present capacity of public facilities and adequacy of public services which the agency provides or is authorized to provide.

Determination: In order to provide this new service, the County Service Area would have to either set up a new program with staff and equipment, or contract for these services. The nearest provider of mosquito abatement and vector control services is the Northern Salinas Valley Mosquito Abatement District.

- (4) The existence of any social or economic communities of interest in the area if the commission determines that they are relevant to the agency.

Determination: Social or economic communities of interest are not relevant to the matter of mosquito abatement. Topography is more important in establishing reasonable management units for abatement programs.

SANTA CRUZ LOCAL AGENCY FORMATION COMMISSION  
RESOLUTION NO. 788-A

On the motion of Commissioner Levy  
duly seconded by Commissioner Patton  
the following resolution is adopted:

MAKING DETERMINATIONS AND AUTHORIZING PROCEEDINGS  
FOR FORMATION OF A COUNTY SERVICE AREA  
DESIGNATED AS "MOSQUITO ABATEMENT"

\*\*\*\*\*

The Santa Cruz Local Agency Formation Commission DOES HEREBY RESOLVE, DETERMINE, AND ORDER as follows:


1. An application for the proposed formation of a county service area was heretofore filed with the Executive Officer of this Commission pursuant to the Cortese/Knox Local Government Reorganization Act of 1985 (Government Code Section 56000 et seq.); said territory is assigned the short term designation of "Mosquito Abatement County Service Area."
2. The Executive Officer of this Commission has examined said application; has given notice of public hearing by this Commission upon said application in the form and manner provided by law; and has reviewed said application, has prepared a report, including his recommendation thereon, and has presented the same before this Commission for consideration.
3. The public hearing by this Commission was held on October 7, 1992, and November 4, 1992, being the time and date and at the place specified in said notice of public hearing, and at such hearing this Commission heard and received all oral and written protests, objections, and evidence which were made, presented, or filed.
4. Said territory includes approximately 420 square miles and is inhabited.
5. The boundaries set forth in the description of territory proposed for service area formation are approved to be the entire unincorporated area of Santa Cruz County and the City of Watsonville.
6. The approval of this formation is conditioned upon the following terms and conditions:
  - a) The proponent shall provide a legal map, description, and fees to meet State Board of Equalization requirements.
  - b) The services to be performed by the County Service Area

shall be limited to mosquito abatement and vector control.


7. The Commission hereby determines pursuant to Section 56842 of the Government Code that there will be no exchange of property tax revenues as a result of this district formation.
8. The Commission has considered the Negative Declaration dated September 2, 1992 together with the comments received during the public review process, and approves the Negative Declaration.
9. The proposal, as amended and conditioned, is consistent with the Sphere of Influence for the Mosquito Abatement County Service Area.
10. The Commission hereby approves this proposal and authorizes the Board of Supervisors to conduct formation proceedings in compliance with this resolution and state law.

PASSED AND ADOPTED by the Local Agency Formation Commission of the County of Santa Cruz this 9th day of December, 1992, by the following vote:


AYES: Levy, Patton, Garcia  
NOES: None  
ABSENT: Koshland, Routh, Beiers

  
ROBERT GARCIA, CHAIRPERSON  
Santa Cruz Local Agency  
Formation Commission

Attest:

  
Patrick M. McCormick  
Executive Officer

Approved as to form:

  
Jane M. Scott  
LAFCO Counsel

# **APPENDIX B:**

## **2005 Annexation Resolution**

SANTA CRUZ LOCAL AGENCY FORMATION COMMISSION  
RESOLUTION NO. 897

On the motion of Commissioner Reilly  
duly seconded by Commissioner Rapoza  
the following resolution is adopted:

APPROVING THE MOSQUITO AND VECTOR CONTROL SERVICE REVIEW  
AND  
AMENDING THE SPHERE OF INFLUENCE FOR COUNTY SERVICE AREA 53 TO  
INCLUDE THE CITIES OF CAPITOLA, SANTA CRUZ, AND SCOTTS VALLEY  
\*\*\*\*\*

The Santa Cruz Local Agency Formation Commission (the "Commission") does hereby  
resolve, determine, and order as follows:

1. In accordance with Government Code Section 56428, the Santa Cruz County Board of Supervisors, acting as the board of County Service Area 53 (Mosquito and Vector Control), has filed an application with the Commission to amend the district's Sphere of Influence to include the cities of Capitola, Santa Cruz, and Scotts Valley; this application is designated as the Cities Amendment to the County Service Area 53 Sphere of Influence--LAFCO No. 897.
2. In accordance with Government Code Section 56430, the Commission has initiated and conducted a Service Review of Mosquito and Vector Control Services in Santa Cruz County.
3. In accordance with Government Code Section 56425 et seq., the Commission has received a report and recommendation from its staff evaluating the Cities Amendment to the County Service Area's Sphere of Influence.
4. The Commission's Executive Officer has given notice of a public hearing by this Commission upon the service review and sphere of influence amendment in the form and manner prescribed by law.
5. The Commission held its public hearing on this matter on May 4, 2005; and at the hearing the Commission heard and received all oral and written protests, objections, and evidence that were presented.
6. The Commission has reviewed and considered the information contained in the Negative Declaration (04-0503) prepared by the County of Santa Cruz and approved by the County Environmental Coordinator on March 15, 2005. The Commission finds that the Negative Declaration is adequate for its review of this project.

7. The Commission hereby approves the Service Review of Mosquito and Vector Services including the Statement of Determinations listed in Exhibit A attached hereto.
8. The Commission hereby amends the Sphere of Influence for County Service Area 53 to add the cities of Capitola, Santa Cruz, and Scotts Valley as shown on Exhibit B.
9. The Commission makes the Sphere of Influence Determinations as shown in Exhibit C.

PASSED AND ADOPTED by the Local Agency Formation Commission in the County of Santa Cruz this fourth day of May 2005.

AYES: Commissioners Reilly, Rapoza, Doering-Nielsen, Beautz, and  
NOES: None  
ABSENT: Commissioners Campos and Wormhoudt


Chairperson Ramos



---

DON RAMOS, CHAIRPERSON


Attest:



---

Patrick M. McCormick  
Executive Officer

Approved as to form:



---

Miriam L. Stompler  
LAFCO Counsel

Exhibit A  
Santa Cruz Local Agency Formation Commission  
Resolution No. 897  
Mosquito and Vector Control

## SERVICE REVIEW DETERMINATIONS

The following determinations are made pursuant to Government Code Section 56430 and are based upon a study titled "Service Review, Mosquito and Vector Control Services in Santa Cruz County, April 2005"

### 1. Population and Growth

CSA 53, Santa Cruz County Mosquito Abatement and Vector Control, serves an estimated population of 85,000 in the Aptos and Pajaro Supervisorial Districts in South County. This area, particularly the City of Watsonville, is projected to have the highest growth rate in the county through 2030. There will be an increased need for mosquito and vector control services to protect public health.

### 2. Infrastructure Needs and Deficiencies

CSA 53 has the necessary equipment to provide adequate service throughout its current service area.

### 3. Financing Constraints and Opportunities

CSA 53 is funded through assessments; funding is adequate for the current levels of service.

### 4. Cost Avoidance Opportunities

CSA 53 is avoiding costs by targeting mosquito treatment efforts on the immature, aquatic stage where it is most effective.

CSA 53 shares staff and facilities with the County Agricultural Commissioner, which minimizes program overhead costs.



## 5. Management Efficiencies

CSA 53 is achieving management efficiencies by operating under the direction of the County Agricultural Commissioner. It is also demonstrating efficiency by conforming to the County's Integrated Pest Management Policy.

The CSA uses its GIS system extensively to map service areas, treatment and trap locations, pesticide use, wetlands, organic farms, school sites, and other pertinent information. Work orders and data are also tracked through a database that integrates into the GIS system.

## 6. Shared Facilities

CSA 53 shares facilities with the County Agricultural Commissioner, including staff and office space with Agricultural Weights and Measures, and office facilities with the County Sheriff. CSA 53 works cooperatively with the California Center for Disease Control, the California Department of Fish and Game, and the US Fish and Wildlife Service.

## 7. Rate Restructuring

CSA 53 is funded through property assessments based on land use type. The County Board of Supervisors reviews the rates annually.

## 8. Government Structure Options

CSA 53 currently serves the Aptos and Pajaro Supervisorial Districts. The County has submitted an application to LAFCO to extend the service area to the cities of Capitola, Santa Cruz and Scotts Valley. The County is also proceeding to activate the zones in the unserved unincorporated areas of the mid and north county. The advantages included higher levels of service, greater service efficiencies and more public health protection. The disadvantage is the increased cost and additional assessment for currently unserved parcels.

## 9. Local Accountability and Governance

CSA 53 is a dependent special district governed by the County Board of Supervisors. The Board addresses the CSA's services during regular meetings. The County's website and the Agricultural Commissioner's website provide mosquito and vector control information.

Exhibit B  
Santa Cruz Local Agency Formation Commission  
Resolution No. 897  
Mosquito and Vector Control

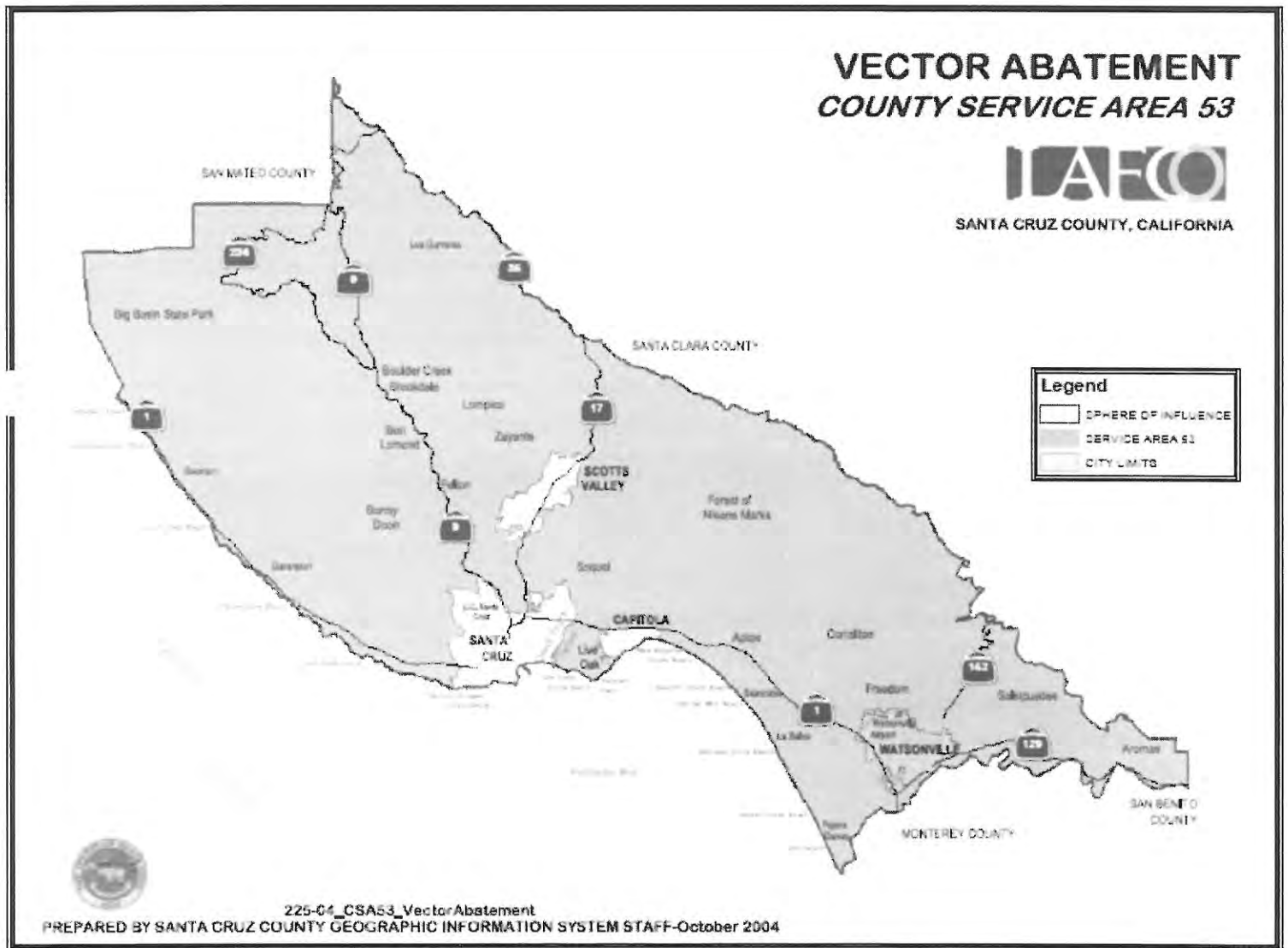


EXHIBIT C

SANTA CRUZ LAFCO RESOLUTION NO. 897  
AMENDING SPHERE OF INFLUENCE OF COUNTY SERVICE AREA 53  
(MOSQUITO AND VECTOR CONTROL) TO INCLUDE THE CITIES OF  
CAPITOLA, SANTA CRUZ, AND SCOTTS VALLEY

SPHERE OF INFLUENCE DETERMINATIONS

\*\*\*\*\*

The following sphere of influence determinations are made pursuant to Government Code Section 56425:

- (1) The present and planned land uses in the area, including agricultural and open space lands.

DETERMINATION: The cities of Capitola, Santa Cruz, and Scotts Valley have planned within their current city boundaries for a mix of urban residential, suburban residential, business, and conservation land uses. The cities' general plans stress infill development and assist the preservation of existing agricultural lands outside the current urbanized areas of the county.

- (2) The present and probable need for public facilities and services in the area.

DETERMINATION: The three cities need a normal range of urban services. Currently, no agency provides comprehensive mosquito abatement and vector control services to the cities. An effective mosquito abatement program would provide residents relief from seasonal mosquito nuisances and would help to reduce chances for the transmission of mosquito-borne diseases.

- (3) The present capacity of public facilities and adequacy of public services that the agency provides or is authorized to provide.

DETERMINATION: In order to provide a comprehensive mosquito and vector control program to the three cities, County Service Area 53 would have to develop funding and expand its budget to add staffing and equipment. The plan for service, as contained in the "North County Mosquito and Disease Control Assessment, Preliminary Engineer's Report, February 2005," demonstrates how the services would be provided to the cities without negatively impacting the services being provided to the Pajaro Valley and Aptos residents who currently fund the CSA.

- (4) The existence of any social or economic communities of interest in the area if the Commission determines that they are relevant to the agency.

DETERMINATION: The dispersion pattern of viruses borne by mosquitoes cross city limits. An effective vector control program is more likely to be successful if there are no holes in the treatment area. A sub-region, such as Santa Cruz County, is a good scale in which to conduct an effective, integrated program while maintaining local accountability.

End of Exhibit C

LOCAL AGENCY FORMATION COMMISSION  
RESOLUTION NO. 897-A

On the motion of Commissioner Reilly  
Duly seconded by Commissioner Rapoza  
The following resolution is adopted:

MAKING DETERMINATIONS AND ORDERING PROTEST PROCEEDINGS  
OF TERRITORY DESIGNATED AS THE  
CITIES ANNEXATION  
TO COUNTY SERVICE AREA 53 (MOSQUITO AND VECTOR CONTROL)

\*\*\*\*\*

The Santa Cruz Local Agency Formation Commission does hereby RESOLVE, DETERMINE, AND ORDER as follows:

1. A resolution for the proposed annexation of certain territory was filed by the Santa Cruz County Board of Supervisors pursuant to the Local Government Reorganization Act of 2000 (Government Code Section 56000 et seq.); and the territory is assigned the short term designation of "Cities Annexation to County Service Area 53."
2. The annexation consists of annexing all territory within the cities of Capitola, Santa Cruz, and Scotts Valley to County Service Area 53 for the purpose of receiving mosquito and vector control services.
3. The City Councils of the City of Capitola, the City of Santa Cruz, and the City of Scotts Valley have all passed resolutions consenting to this annexation.
4. The Executive Officer of the Commission has reviewed the resolution, and has prepared a report, including his recommendations thereon, and has presented the same before this Commission for consideration.
5. Public hearing by the Commission was held on May 4, 2005; and at the hearing the Commission heard and received all oral and written protests, objections, and evidence that were presented.
6. Said territory includes approximately 19 square miles and is found to be inhabited for purposes of annexation law.
7. The boundaries of the area of the proposed reorganization are approved as shown on Exhibit A to be all territory within the city limits of Capitola, Santa Cruz, and Scotts Valley.
8. The approval of the reorganization is conditioned upon the following terms and conditions:
  - A) The Executive Officer shall not record the certificate of completion finalizing this annexation unless a special tax or benefit assessment is adopted to cover mosquito and vector control services in the annexation area.

- B) The proponent shall provide a legal map, description, and fees to meet State Board of Equalization requirements.
  - C) The proponent shall be responsible to pay any fees required to comply with Fish and Game Code Section 711.4 (Fish and Game Fees required when notices of environmental decisions are filed).
  - D) The proponent shall pay any remaining processing fees as set in this Commission's Schedule of Fees and Deposits.
9. The Commission has reviewed and considered the information contained in the Negative Declaration (04-0503) prepared by the County of Santa Cruz and approved by the County Environmental Coordinator on March 15, 2005. The Commission finds that the Negative Declaration is adequate for its review of this project.
  10. Upon completion of the reorganization, the property tax revenues will be transferred in accordance with the Board of Supervisors tax exchange resolution adopted for the Cities Annexation to County Service Area 53--LAFCO No. 897.
  11. The annexation, as approved, is consistent with the Sphere of Influence of the County Service Area 53 as amended on May 4, 2005 by LAFCO Resolution No. 897.
  12. This Commission hereby approves this annexation, as conditioned, and directs the Executive Officer to conduct protest proceedings in accordance with State law.

PASSED AND ADOPTED by the Local Agency Formation Commission in the County of Santa Cruz this fourth day of May 2005.

AYES: Commissioners Reilly, Rapoza, Doering-Nielsen, Beautz, and  
 NOES: None Chairperson Ramos  
 ABSENT: Commissioners Campos and Wormhoudt

\_\_\_\_\_  
 DON RAMOS, CHAIRPERSON  
 Santa Cruz Local Agency Formation Commission

Attest:

\_\_\_\_\_  
 Patrick M. McCormick, Executive Officer

Approved as to form:

\_\_\_\_\_  
 Miriam L. Stompler, LAFCO Counsel

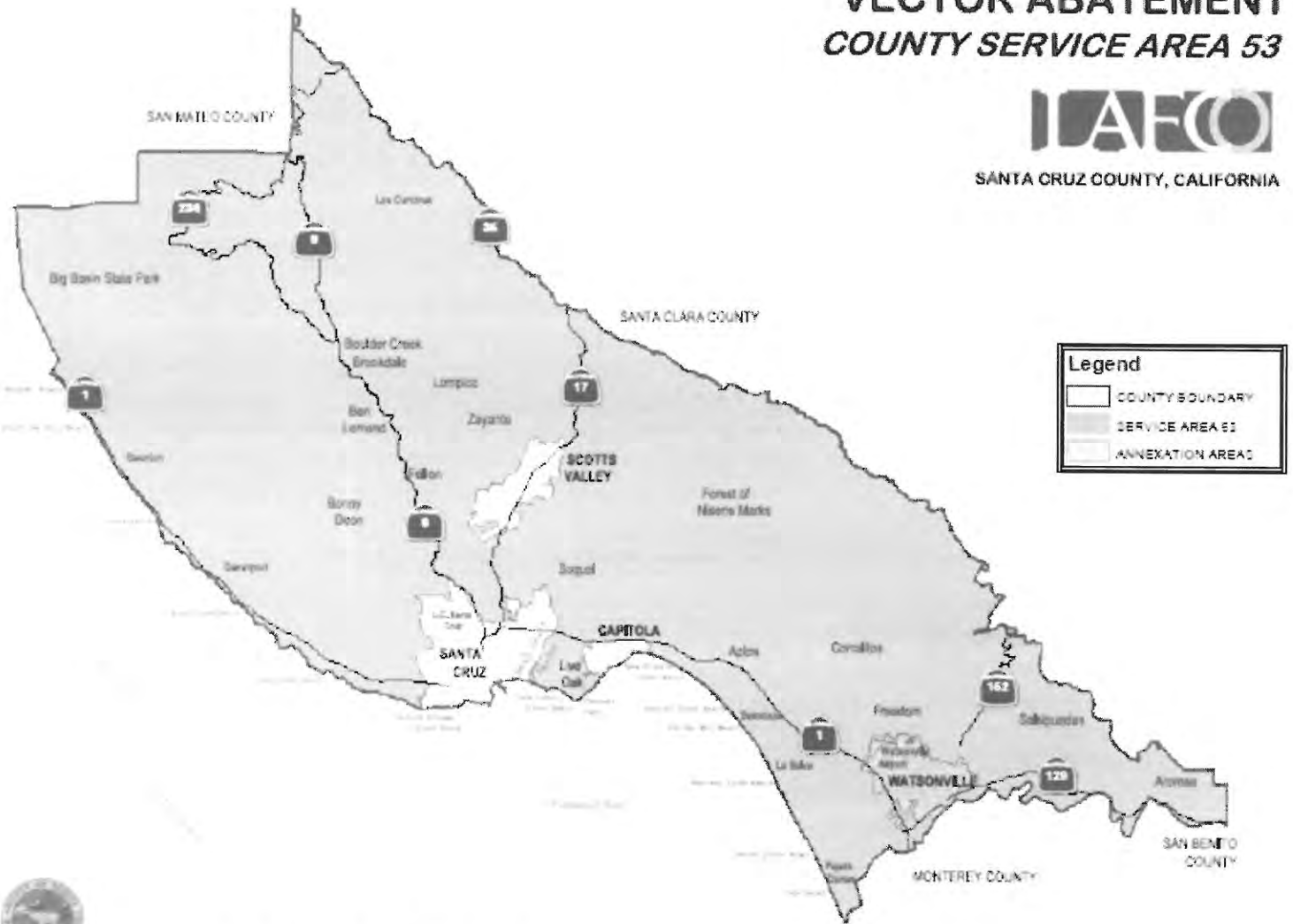
Exhibit A

Santa Cruz Local Agency Formation Commission Resolution No. 897-A  
Cities Annexation to County Service Area 53-Mosquito and Vector Control

# VECTOR ABATEMENT COUNTY SERVICE AREA 53



SANTA CRUZ COUNTY, CALIFORNIA



225-04\_CSA53\_VectorAbatement  
PREPARED BY SANTA CRUZ COUNTY GEOGRAPHIC INFORMATION SYSTEM STAFF-October 2004

RESOLUTION NO. 897-EO  
LOCAL AGENCY FORMATION COMMISSION OF SANTA CRUZ COUNTY  
EXECUTIVE OFFICER'S RESOLUTION  
CITIES ANNEXATION TO COUNTY SERVICE AREA 53  
LAFCO NO. 897-A

\*\*\*\*\*

WHEREAS, pursuant to Government Code Section 57000 (et seq.), the Local Agency Formation Commission of Santa Cruz County adopted its Resolution No. 897-A on May 4, 2005 making determinations and ordering me, its Executive Officer, to conduct protest proceedings for the proposed Cities Annexation to County Service Area 53 (Mosquito and Vector Control); and

WHEREAS, the Cities Annexation consists of:

--Annexation to County Service Area 53

for all lands currently located within the city limits of the City of Capitola, the City of Santa Cruz, and the City of Scotts Valley also described in Exhibit A attached hereto and by reference incorporated herein; and

WHEREAS, I have conducted the protest proceedings in accordance with State law and Resolution No. 897-A;

NOW, THEREFORE, I FIND that the value of written protests filed and not withdrawn is less than 25 percent of the number of property owners of land owning less than 25 percent of the assessed value of land within the affected territory; and

I FIND that the value of written protests filed and not withdrawn is less than 25 percent of the number of registered voters residing within the affected territory; and

CONSEQUENTLY ORDER the Cities Annexation as described in Exhibit A; and


FURTHER DETERMINE as follows:

- 1) The approval of the reorganization is conditioned upon the terms and conditions stated in Section 7 of Santa Cruz LAFCO Resolution No. 897-A:
  - A) The Executive Officer shall not record the certificate of completion, finalizing this annexation unless a special tax or benefit assessment is adopted to cover mosquito and vector control services in the annexation area.
  - B) The proponent shall provide a legal map, description, and fees to meet State Board of Equalization requirements.


- C) The proponent shall be responsible to pay any fees required to comply with Fish and Game Code Section 711.4 (Fish and Game Fees required when notices of environmental decisions are filed).
  - D) The proponent shall pay any remaining processing fees as set in this Commission's Schedule of Fees and Deposits.
- 2) The purpose of the annexation is to provide mosquito and vector control services to the affected territory.
  - 3) The regular county assessment roll will be utilized.
  - 4) County Service Area 53 shall levy and collect within the territory being annexed any previously established and collected tax, benefit assessment, or property-related fee or charge that is collected from similar properties within all or part of the district at the time of annexation.

The LAFCO staff shall file this resolution with the County Recorder and the State Board of Equalization when the terms and conditions are met, at which time the annexation shall be effective and final.

Signature Date: August 5, 2005

  
\_\_\_\_\_  
Patrick M. McCormick, Executive Officer  
Local Agency Formation Commission of  
Santa Cruz County


Attest:  
  
\_\_\_\_\_  
Debra Means, LAFCO Secretary-Clerk

Approved as to form:  
  
\_\_\_\_\_  
Miriam L. Stombler, LAFCO Counsel



# **APPENDIX C:**

## **2022 Annual Report**



**SANTA CRUZ COUNTY**  
AGRICULTURAL  
COMMISSIONER'S OFFICE

# **ANNUAL REPORT**

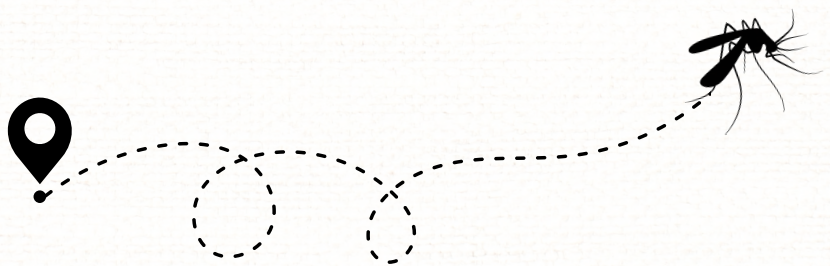
**2022**

**MOSQUITO &  
VECTOR CONTROL**

# CONTENTS



- Preface
- Free Public Services
- Mosquito Control
- Disease Monitoring
- Invasive Species
- Ticks
- Rodents
- Mosquito fish
- Financial Position





## MANAGER'S STATEMENT

Thanks to the hard-working team at Santa Cruz County Mosquito & Vector Control, I am pleased to present our 2022 Annual Report.

Our staff's dedication and ability to provide full services to the community remained steadfast. Staff completed over 500 service calls (Service Requests) from the public, while maintaining almost 3,500 identified locations that breed mosquitoes throughout the County. Additionally, the laboratory and surveillance team set over 800 mosquito traps in different neighborhoods in the community to monitor for local species that can carry West Nile virus and invasive species that are making their way through California.

One of such invasive species was detected in Watsonville early October 2022. The mosquito is commonly called the Yellow Fever Mosquito (*Aedes aegypti*) and has invaded the majority of Southern and Central California. The Yellow Fever Mosquito is unique compared to our local species of mosquitoes. It prefers breeding and living in our backyards and homes and is thus very difficult to trace and eliminate. Despite the challenges of navigating unknown territory in containment and control of this mosquito, our staff persevered. I commend our staff for their dedication and skill in the critical first weeks of detection, as they spent extra hours through door-to-door outreach to residents and combing through properties in search of mosquitoes.

Overall, I am thankful for our team and the work they do to keep our community safe. I look forward to the year ahead as we continue to adapt to new changes, protect public health, and serve the beautiful County we live in.



# About Us

Santa Cruz County Mosquito & Vector Control (MVC) is committed to protecting the public from pests capable of transmitting disease or creating a nuisance. Our service, consultation, and education, enable residents to resolve problems and protect themselves with a better understanding of vector biology, behavior, and vector-borne diseases.



MVC was established in 1993 as a County Service Area program within the Agricultural Commissioner's Office in response to public interest in mosquito relief. In August 2005, residents voted to enhance our services to include other vectors, as well as expand our service area to the entire county (446 square miles, population 273,000).

# Our Team

The Santa Cruz County Mosquito and Vector Control team is dedicated to the protection of public health. Our team is comprised of five Vector Control Specialists, one Vector Ecologist, and our Assistant Vector Control Manager. We operate under our Director, the Santa Cruz County Agricultural Commissioner.

Each member of our staff brings a unique skillset that, together, form a highly efficient public service agency. It is our honor to serve the citizens of Santa Cruz County and educate them on vectors and vector borne disease. We work to empower our residents to take control of their health, homes, and families' safety.



**Stephen Bowling**  
Vector Control Specialist



**Michael Pini**  
Vector Control Specialist



**Steven Driscoll**  
Vector Control Specialist



**Emma McDonough**  
Vector Ecologist



**Ray Travers**  
Vector Control Specialist



**Nader Sidhom**  
Vector Control Specialist



**Amanda Poulsen**  
Assistant Vector Control Manager

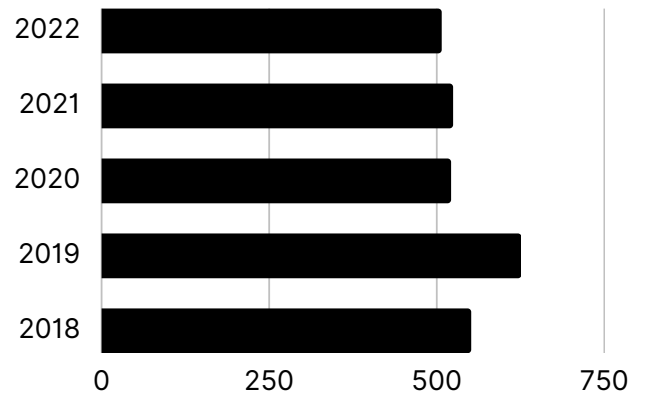


**Jack Barco**  
Agricultural Bio. Seasonal Aide



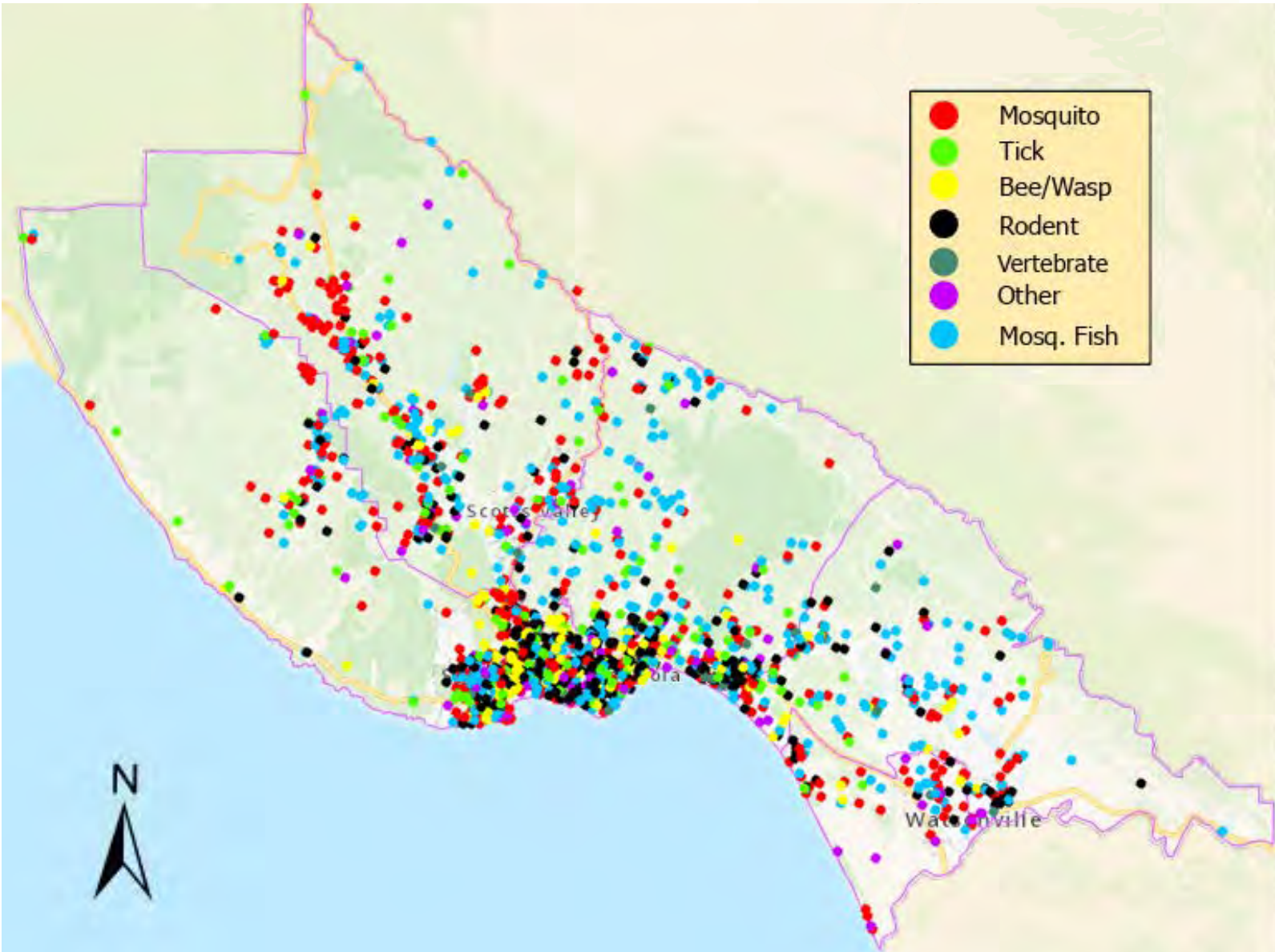
# Requests for our services remained high in 2022.

Fig. 1: Service Requests in recent years.



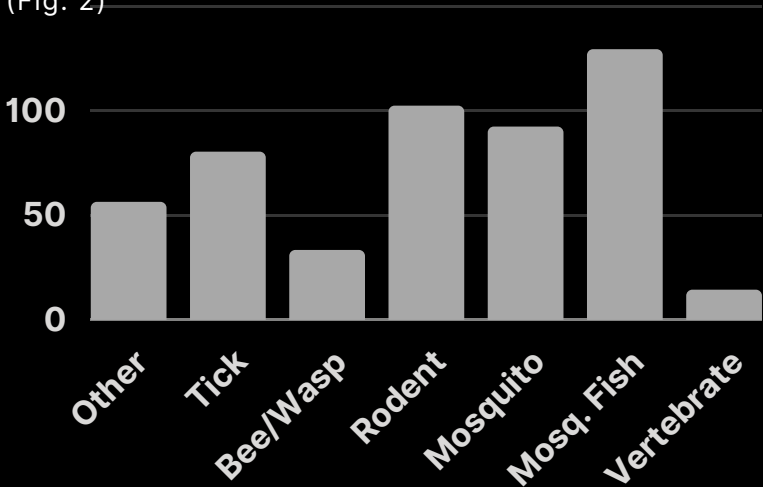
## Our Free Services:

- MOSQUITO CONTROL AND DISEASE SURVEILLANCE.
- MOSQUITO FISH DELIVERY FOR PONDS, ANIMAL TROUGHS, FOUNTAINS, AND UNUSED SWIMMING POOLS.
- TICK IDENTIFICATION, SURVEILLANCE AND DISEASE MONITORING.
- CONTROL OF YELLOW JACKET WASPS IN PUBLIC AREAS.
- RODENT EXCLUSION INSPECTIONS FOR HOMES & BUSINESSES.
- ADVICE ON BEES, BATS, RACCOONS, FLIES, BED BUGS, MITES, HEAD LICE, FLEAS, AND ANY OTHER PESTS.
- PUBLIC EDUCATION ABOUT VECTOR BIOLOGY AND CONTROL.



# Types of Service Requests

(Fig. 2)



SCCMVC responded to over 506 requests for service in 2022. Over 18% of requests involved mosquito issues, and 25% of requests were for mosquito eating fish. Rodent inspections comprised 20% of service requests, and tick identifications made up 16%. Calls about bees and yellowjacket wasps made up 6% of calls. The "Other" category made up 15% of all service request calls, which included: mysterious biting, mites, fleas, bedbugs, spiders, various vertebrates and invertebrates, and unknown parasites (Fig. 2)



# Mosquito Control

Decisions to control mosquitoes are made based on their species, abundance, potential to vector diseases, proximity to humans, and the presence of natural predators or protected wildlife species.

Minimizing mosquito breeding potential is paramount to mosquito control. We provide water management advice to residents, stock mosquito-eating fish for backyard ponds, and consult on new development projects in the County. If mosquito breeding in an area reaches intervention thresholds, we apply low-toxicity larvicides to the water so the mosquito larvae do not develop into adults. In 2022, we treated over 4,000 breeding sources. When controlling mosquitoes in the larval stage is not feasible, as with adult tree-hole breeding mosquitoes, we employ other methods like applying garlic oil-based sugar bait barrier treatments to shrubbery.

Targeting adult mosquitoes is a last resort for our program, as control of larvae is more selective and efficient. Wide area spraying (the dispersal of products via micro-droplets into the air) is not part of our current program and would require approval by the County Board of Supervisors as part of the Emergency Disease Response Plan.

**This year we endeavored to become FAA licensed drone pilots. Drones allow us to treat and monitor hard to reach locations with less impact on the environment.**

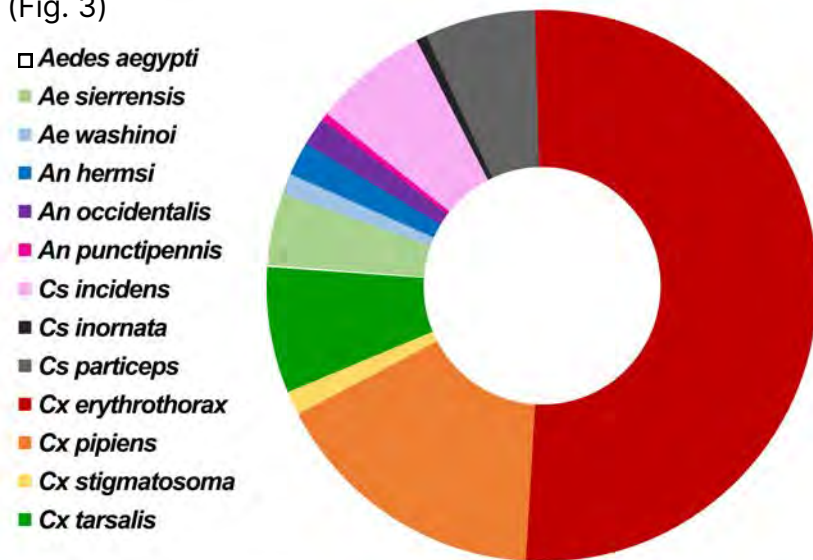


# Mosquito Monitoring

Several types of traps were utilized to collect adult mosquitoes for population and disease monitoring. Over 800 CO<sub>2</sub>-baited and gravid traps were deployed from March to November 2022, in which over 17,000 adult mosquitoes were captured. Weekly trap data enables our staff to focus our control efforts on high-risk areas.

## 2022 Adult Mosquito Species Collected in Traps

(Fig. 3)



Of the species in our county capable of transmitting West Nile Virus (WNV) to humans, *Culex pipiens* made up 16% (n = 2,768) and *Culex tarsalis* made up 7% (n = 1,251) of all mosquitoes caught. *Culex erythrothorax* were the most numerous as they made up 51% (n=8,684) of total mosquitoes caught (Fig. 3).



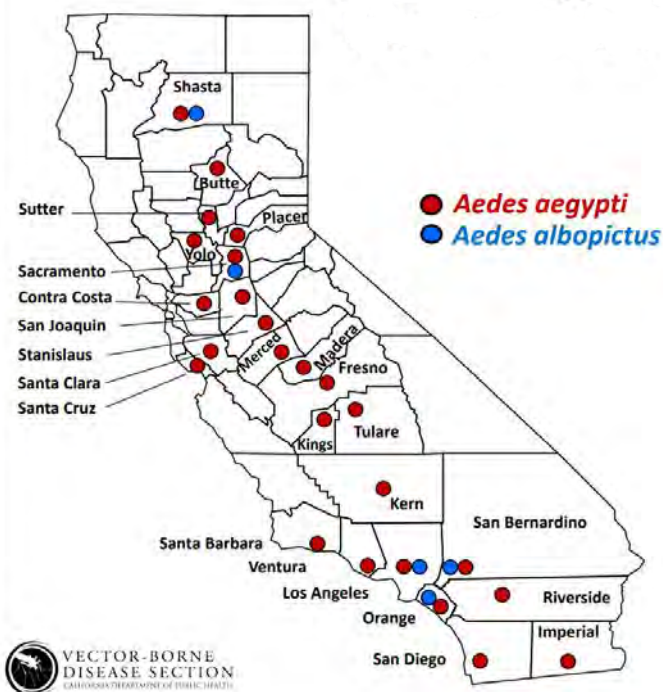
Of the **125 pools** of mosquitoes that were submitted to CDPH for WNV, SLEV, and EEV testing, none were positive for any disease. Of the **57 dead birds** that were reported by the public for WNV testing, none were positive for WNV.

# THE INVASIVE *Aedes aegypti* MOSQUITO

On October 13, 2022, we detected *Aedes aegypti* (Yellow Fever Mosquito) mosquitoes in Watsonville. It was the first detection in Santa Cruz County. This is an aggressive mosquito which can transmit Zika Virus, Dengue, Chikungunya, and Yellow Fever, although these viruses are not currently present in our area. We immediately responded with two rounds of door to door yard inspections, mail-outs, and high density trap deployment. We set 125 in2care and 12 BG Sentinel traps within a 250m radius of the initial detection site. We used CO<sub>2</sub>-baited traps with human scent lures for intermediate monitoring, and conducted further inspections within the 500m radius.



*Aedes aegypti* and *Aedes albopictus*



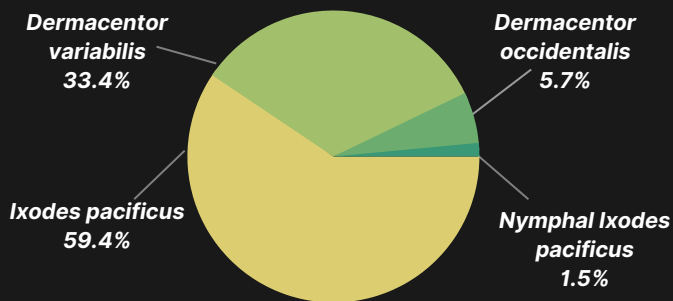
Data from our surveillance efforts so far indicate that the infestation is isolated, but still has the potential to spread. Our next steps include the Integrated Pest Management (IPM) strategies of monitoring their population, continuing yard inspections, and treating water-holding containers in backyards to prevent the immature stages of the mosquito from developing into adults.

Eradication efforts will need to be maintained for at least two years, as recommended by the California Department of Public Health. Residents must be vigilant in eliminating standing water from their property to prevent mosquito breeding as we fight the establishment of *Aedes aegypti* in Santa Cruz County.



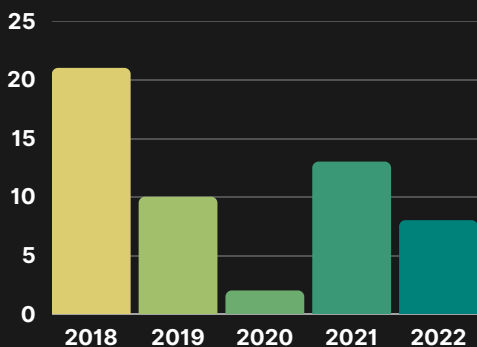
## TICK SPECIES COLLECTED

For abundance, diversity, & pathogen testing in Santa Cruz County in 2022.



## CASES OF LYME DISEASE

Reported to the Public Health Department in Santa Cruz County over the past 5 years.




## TICKS

Lyme Disease is our most important vector borne disease. In 2022, there were 8 confirmed human cases of Lyme disease in Santa Cruz County; slightly less than the 5 year average of 12 cases per year. We responded to 80 tick service requests, 12 of which were doctor referrals. Lyme Disease is transmitted by the bite of an infected Western Black-Legged tick, *Ixodes pacificus*. We provide both in person and online tick species identification, Lyme disease testing resources, and disease risk consultation to the public. We post warning signs in recreational areas of high tick exposure, sample for species diversity and abundance, and test for pathogen prevalence. Our partners at the California Department of Public Health and UC Davis support us in testing ticks for various pathogens.

# RODENTS

Call us for free inspection and advice.



We offer free exterior rodent inspections for homes, businesses, and new development projects. We also provide in depth consultations on rodent eradication and exclusion methods, empowering Santa Cruz residents with the knowledge needed to solve their rodent issues. When additional assistance with exclusion work is desired, we refer residents to local pest control operators. Rodents and their ectoparasites can spread many diseases to human beings including: Bubonic Plague, Salmonellosis, Tularemia,

Rat-Bite Fever, Leptospirosis, Hantavirus Pulmonary Syndrome, and more. Rodent control should be taken seriously as they can also destroy personal property and cause electrical fires by chewing on wires. Exclusion and sanitation are the foremost means of preventing rodent activity in the home. Over 20% of our requests for service in 2022 regarded rodents, primarily rats. Our staff performed 102 rodent inspections this year, an increase of over 300% since 2015.



## MOSQUITO FISH

Mosquito fish (*Gambusia affinis*) provide excellent control of mosquitoes in many situations. Their use in Santa Cruz County pre-dates our program, having been established statewide for several decades.

## FREE DELIVERY

SCCMVC cooperates with wildlife management agencies by not introducing mosquitofish into natural water bodies where they may compete with native fish and amphibians. They are stocked in yard containers such as fountains, animal water troughs, fishponds, and unmaintained pools.



**(831) 454-2590**

640 Capitola Rd. Santa Cruz,  
CA 95076

Monday - Friday  
8:00AM-4:00PM



# Serving our Community

For the MVC budget, see the County website: <http://www.sccvision.us>, under "Department Budgets" and "Agricultural Commissioner".

SCCMVC provides free services funded by a tax assessment that appears on your property bill. For rates, please visit our website: [www.agdept.com/mvc.html](http://www.agdept.com/mvc.html) MVC cooperates with the Santa Cruz County Integrated Pest Management Departmental Advisory Group and receives oversight from the CA Department of Public Health and the Agricultural Commissioner. MVC applies aquatic larvicides under a National Pollution Discharge Elimination System

permit as required in waters of the United States, and reports use to the State Water Resources Control Board (WRCB) and County Agricultural Commissioner. MVC has a Mosquito Management Plan on file with WRCB, state and federal Fish and Wildlife agencies. We comply with Water Quality Control Board requirements, and are in a Cooperative Agreement with the CA Department of Public Health